CITY OF MAYVILLE

WATER UTILITY

&

WASTEWATER UTILITY

MAY 2, 2023

WATER & WASTEWATER COMMISSION
REGULAR MEETING AGENDA
Tuesday, May 2, 2023- 4:00 PM
City Hall

AGENDA
(A Quorum of Council Members May be Present)

A. Call to Order and Roll Call
B. Citizens Comments
Citizen Comments are to be kept to a maximum of five minutes per speaker unless the chairperson allows an extension of time. Each citizen is to make comments at the podium after stating name and address. Each citizen may comment only one time per public hearing / meeting.
C. Approve Consent Agenda.
   a. Minutes of March 7, 2023 Commission Meeting
   b. Water Utility Bills
   c. Wastewater Utility Bills
D. Presentation and discussion regarding wastewater facilities planning by MSA Professional Services.
E. Discussion and possible action regarding compensation for sewer laterals on Green Bay prior to repairs completed by Speedy Clean Inc. in February 2023.
F. Water Report.
   a. Well & Distribution System Report/Discussion
G. Wastewater Report.
   a. Sewer System Report/Discussion

H. Adjournment.

Next scheduled meeting is June 6, 2023; 4:00 PM at Mayville City Hall.

Burt Bushke
Commission President

NOTE: Persons with disabilities requiring special accommodations for attendance at the meeting should contact City Hall at least one (1) business day prior to the meeting This agenda was posted and made available to the news media in compliance with the open meeting law.

CITY OF MAYVILLE

SUMMARY OF CASH POSITION BY FUND
AS OF MARCH 31, 2023

	THIS MONTH	LAST MONTH	CHANGE
(60) WATER FUND			
TREASURER'S CHECKING	2,626,648.55	2,609,317.54	17,331.01
INVESTMENTS-AMERICAN 15 MO CD	.00	.00	.00
INVESTMENTS-WU CD	.00	.00	.00
INVESTMENTS-DEBT SERVICE RESER	.00	.00	.00
INVESTMENTS-DS RESERVE MSB	.00	.00	.00
INVESTMENTS-DS RESERVE MSB MM	.00	.00	.00
INVESTMENTS-STATE FUNDS #14	.00	.00	.00
INVESTMENTS-STATE FUNDS #2	.00	.00	.00
INVESTMENTS-BANKONE ASSET MGMT	.00	.00	.00
TSB-WATER UTILITY MONEY MARKET	648,376.40	646,071.78	2,304.62
INVESTMENTS-STATE FUNDS #4	.00	.00	.00
INVESTMENTS-RESERVED	.00	.00	.00
TSB-WATER REDEMPTION MONEY MAR	62,555.31	62,332.96	222.35
TSB-WATER IMPACT FEES MONEY MA	1,164.30	1,160.16	4.14
M&I WATER REDEMPTION CD	.00	.00	.00
FBB-WATER UTILITY CD	.00	.00	.00
FBB-WATER DEPRECIATION CD	.00	.00	.00
TSB-WATER DEPRECIATION MM	197,373.01	196,671.46	701.55
M&I-WATER CD	.00	.00	.00
MSB-WATER UTILITY CD	.00	.00	.00
PETTY CASH & CHANGE BOX	175.00	175.00	.00
CASH RECEIPTS CLEARING	1,250.20	1,250.20	.00
ADVANCE TO WASTEWATER UTILITY	.00	.00	.00
TOTAL (60) WATER FUND	**3,537,542.77**	**3,516,979.10**	**20,563.67**
(61) SEWER FUND			
TREASURER'S CHECKING	1,007,546.84	1,009,472.36	(1,925.52)
INVESTMENTS-BANKONE ASSET MGMT	.00	.00	.00
TSB-SEWER REPLACEMENT MM	1,185,301.12	1,181,088.03	4,213.09
INVESTMENTS-STATE FUNDS #10	.00	.00	.00
INVESTMENTS-STATE FUNDS #3	.00	.00	.00
TSB-SEWER RESERVE MONEY MARKET	1,122.12	1,118.13	3.99
INVESTMENTS-STATE FUNDS #5	.00	.00	.00
SEWER UTILITY RESERVE CD	.00	.00	.00
TSB-SEWER UTILITY MONEY MARKET	343,484.43	342,263.53	1,220.90
FBB-SEWER UTILITY CD	.00	.00	.00
FBB-SEWER DEPRECIATION CD	.00	.00	.00
INVESTMENTS-STATE FUNDS #9	.00	.00	.00
FBB-SEWER REDEMPTION CD	.00	.00	.00
FBB-SEWER CONNECTIONS CD	.00	.00	.00
TSB-SEWER DEPRECIATON MM	.00	.00	.00
TSB-SEWER REDEMPTION MONEY MM	64,445.81	64,445.81	.00
TSB-SEWER CONNECTIONS MM	189,189.13	247,919.24	(58,730.11)
PETTY CASH & CHANGE BOX	175.00	175.00	.00
TOTAL (61) SEWER FUND	**2,791,264.45**	**2,846,482.10**	**(55,217.65)**
TOTAL CASH - ALL FUNDS	**6,328,807.22**	**6,363,461.20**	**(34,653.98)**

Vendor Name	Description	Invoice Number	Invoice Date	Amount Paid	Voided
61-17005-00-000-183 PRELIMINARY SURVEY					
MSA PROFESSIONAL SERVICES IN	FACILITIES PLANNING	R00052021.0-12	04/20/2023	810.00	
Total 61-17005-00-000-183 PRELIMINARY SURVEY:				810.00	
61-18100-00-000-373 ADMIN-TRANSPORTATION EQUIP					
AMAZON CAPITAL SERVICES	TRUCK SUPPLIES- RAM 2023	1467-74XN-NWFR	04/03/2023	449.42	
AMAZON CAPITAL SERVICES	SUPPLIES- 23 RAM	1HJ3-JMNH-14M6	04/06/2023	1,449.99	
DEFENDER VEHICLE UPFITTING	23 RAM	1001	04/17/2023	550.00	
Total 61-18100-00-000-373 ADMIN-TRANSPORTATION EQUIP:				2,449.41	
61-53610-66-314-851 OFFICE-SUPPLIES OFFICE					
AMAZON CAPITAL SERVICES	SUPPLIES UTILITIES	19NT-P6TJ-4DHV	04/13/2023	5.98	
AMAZON CAPITAL SERVICES	SUPPLIES UTILITIES	1CP7-X7F4-HMKY	04/16/2023	14.40	
AMAZON CAPITAL SERVICES	SUPPLIES UTILITIES	1WM6-YJG1-499V	04/20/2023	83.48	
Total 61-53610-66-314-851 OFFICE-SUPPLIES OFFICE:				103.86	
61-53610-66-315-852 OUTSIDE SERV LEGAL SERVICES					
MADDEN LAW GROUP	WATER/WASTEWATER COMMISSION	13889	04/17/2023	96.25	
Total 61-53610-66-315-852 OUTSIDE SERV LEGAL SERVICES:				96.25	
61-53610-66-316-852 OUTSIDE SERV ACCOUNTING/AUDIT					
BAKER TILLY US LLP	#3225 - PROFESSIONAL SERVICES	BT2348525	03/25/2023	3,900.00	
BAKER TILLY US LLP	PROFESSIONAL SERVICES WW	BT2365502	03/31/2023	9,522.98	
Total 61-53610-66-316-852 OUTSIDE SERV ACCOUNTING/AUDIT:				13,422.98	
61-53610-66-327-851 OFFICE - SUPPLIES EQUIPMENT					
BADGER METER INC	BECON MBL HOSTING SERV UNIT WW	80124268	03/29/2023	43.84	
JAMES IMAGING SYSTEMS INC	SEWER DEPT C300I - 1	1287056	02/17/2023	6.99	
JAMES IMAGING SYSTEMS INC	SEWER DEPT C300I -2	1305717	04/12/2023	10.67	
Total 61-53610-66-327-851 OFFICE - SUPPLIES EQUIPMENT:				61.50	
61-53610-66-334-853 INSURANCE BUILDINGS					
EMC INSURANCE COMPANIES	WW PROPERTY	7000813645	03/07/2023	1,247.32	
EMC INSURANCE COMPANIES	WW PROPERTY	7000813646	04/04/2023	1,254.90	
Total 61-53610-66-334-853 INSURANCE BUILDINGS:				2,502.22	
61-53610-66-335-853 INSURANCE VEHICLES					
EMC INSURANCE COMPANIES	WW VEHICLES	7000813645	03/07/2023	319.08	
EMC INSURANCE COMPANIES	WW VEHICLES	7000813646	04/04/2023	321.02	
Total 61-53610-66-335-853 INSURANCE VEHICLES:				640.10	
61-53610-66-336-853 INSURANCE PUBLIC LIABILITY					
EMC INSURANCE COMPANIES	WW PUBLIC LIABILITY	7000813645	03/07/2023	202.05	
EMC INSURANCE COMPANIES	WW PUBLIC LIABILITY	7000813646	04/04/2023	203.28	
Total 61-53610-66-336-853 INSURANCE PUBLIC LIABILITY:				405.33	
61-53610-66-387-854 PENSION/BENEFIT WKRS COMP INS					
EMC INSURANCE COMPANIES	WW WORKERS COMP	7000813645	03/07/2023	624.33	
EMC INSURANCE COMPANIES	WW WORKERS COMP	7000813646	04/04/2023	628.12	

Vendor Name	Description	Invoice Number	Invoice Date	Amount Paid	Voided
Total 61-53610-66-387-854 PENSION/BENEFIT WKRS COMP INS:				1,252.45	
61-53610-67-319-827 OTH OPER CONTRACTED SLUDGE					
BADGER STATE WASTE LLC	SLUDGE HAULING	3816	03/09/2023	16,173.05	
BADGER STATE WASTE LLC	SLUDGE HAULING	3853	04/13/2023	17,851.36	
Total 61-53610-67-319-827 OTH OPER CONTRACTED SLUDGE:				34,024.41	
61-53610-67-323-822 POWER/FUEL AERATION ELECTRIC					
ALLIANT ENERGY/WP&L	2877310000 TREATMENT PLANT	287731APRIL 23	04/12/2023	8,482.47	
ALLIANT ENERGY/WP&L	2966110000 RIVER DR, LIFT STATION ELECT	296611 APRIL 23	04/12/2023	269.13	
ALLIANT ENERGY/WP&L	3934375759 KEKOSKEE LEROY JOINT ELEC	3934375753 APRIL 23	04/12/2023	591.07	
ALLIANT ENERGY/WP&L	4501260000 WELL #5 & LS ELECTRIC WW	450126 APRIL 23	04/12/2023	140.45	
ALLIANT ENERGY/WP&L	5211640000 PARK ST LIFT ST	521164 APRIL 23	04/12/2023	71.11	
ALLIANT ENERGY/WP&L	5265230000 DAYTON ST LIFT ST	526523 APRIL 23	04/12/2023	114.47	
ALLIANT ENERGY/WP&L	89655400000 WOOL RD LIFT STATION	896654 APRIL 23	04/12/2023	796.14	
Total 61-53610-67-323-822 POWER/FUEL AERATION ELECTRIC:				10,464.84	
61-53610-67-324-827 OTHER OPER UTILITIES NAT GAS					
ALLIANT ENERGY/WP&L	2966110000 RIVER DR, LIFT STATION GAS	296611 APRIL 23	04/12/2023	14.57	
ALLIANT ENERGY/WP&L	3934375759 KEKOSKEE LEROY JOINT GAS	3934375753 APRIL 23	04/12/2023	19.95	
ALLIANT ENERGY/WP&L	5063910000 TREATMENT PLANT	506391 APRIL 23	04/12/2023	3,116.98	
ALLIANT ENERGY/WP&L	5265230000 DAYTON ST LIFT ST GAS	526523 APRIL 23	04/12/2023	16.21	
Total 61-53610-67-324-827 OTHER OPER UTILITIES NAT GAS:				3,167.71	
61-53610-67-325-827 OTH OPER - SUPPLIES OPERATING					
US CELLULAR CORPORATION	#320040129 UTILITY-WW	MARCH 23	03/26/2023	32.38	
GFL ENVIRONMENTAL	UTILITY WW(2)	U90000129876	02/20/2023	406.48	
GFL ENVIRONMENTAL	U9-51930 WW(2)	U90000138647	04/20/2023	358.54	
Total 61-53610-67-325-827 OTH OPER - SUPPLIES OPERATING:				797.40	
61-53610-67-331-828 TRANSPORT SUPPLIES VEHICLES					
TRUE VALUE HOME & HARDWARE	SUPPLIES WATER 61	5864222	03/02/2023	6.17	
NAPA AUTO PARTS DIV OF MPEC -	SKID OIL FILTER	264294	04/19/2023	9.77	
Total 61-53610-67-331-828 TRANSPORT SUPPLIES VEHICLES:				15.94	
61-53610-67-386-828 TRANSPORT EXP SUPPLIES GAS/OIL					
KWIK TRIP	#272441 SEWER	2023 MARCH	03/31/2023	534.64	
Total 61-53610-67-386-828 TRANSPORT EXP SUPPLIES GAS/OIL:				534.64	
61-53610-68-317-832 COLLECT SYS PUMP EQUIP PROF					
ENERGENECS	SCADA REPAIRS	45632-IN	04/13/2023	957.50	
SABEL MECHANICAL LLC	4TH ST TRANSDUCER	230158	03/28/2023	1,440.88	
SABEL MECHANICAL LLC	DAYTON LS PUMP/ TRANSDUCER	230181	04/04/2023	2,343.97	
SUNSOURCE	GOLF VIEW PANEL	5987485-00	04/18/2023	717.31	
Total 61-53610-68-317-832 COLLECT SYS PUMP EQUIP PROF:				5,459.66	
61-53610-68-319-833 MAINT TREAT/DISP EQUIP CONTRAC					
TRUE VALUE HOME & HARDWARE	SUPPLIES WATER 61	5866460	03/14/2023	4.49	
TRUE VALUE HOME & HARDWARE	SUPPLIES WATER 61	5868239	03/23/2023	3.40	
TRUE VALUE HOME & HARDWARE	SUPPLIES WATER RETURN	5868274	03/23/2023	1.79-	

Vendor Name	Description	Invoice Number	Invoice Date	Amount Paid	Voided
COLE OIL & PROPANE CO	CLARIFER OIL	1607312	04/12/2023	484.46	
SABEL MECHANICAL LLC	BLOWER RELAY REPAIR	230210	04/05/2023	1,061.67	
Total 61-53610-68-319-833 MAINT TREAT/DISP EQUIP CONTRAC:				1,552.23	
61-53610-68-321-834 MAINT GEN PLANT JANITOR SUPPLY					
DARYL J TONN PEST CONTROL LL	PEST CONTROL - LIFT STATION	APRIL 2023	04/13/2023	23.75	
GFL ENVIRONMENTAL	UTILITY WW	U90000129876	02/20/2023	101.62	
GFL ENVIRONMENTAL	U9-51930 WW	U90000138647	04/20/2023	89.63	
AMAZON CAPITAL SERVICES	SUPPLIES UTILITIES	1467-74XN-NWFR	04/03/2023	48.34	
AMAZON CAPITAL SERVICES	SUPPLIES UTILITIES- shipping credit	1467-74XN-NWFR	04/03/2023	4.98-	
AMAZON CAPITAL SERVICES	SUPPLIES UTILITIES	19GM-3CT3-43TN	04/19/2023	7.78	
Total 61-53610-68-321-834 MAINT GEN PLANT JANITOR SUPPLY:				266.14	
61-53610-68-325-831 MAINT COLLECT SYS OPER SUPPLY					
TRUE VALUE HOME & HARDWARE	SUPPLIES WATER 61	5869140	03/28/2023	23.74	
DIAMOND MAPS	DIAMOND MAPS	5258	04/10/2023	360.00	
Total 61-53610-68-325-831 MAINT COLLECT SYS OPER SUPPLY:				383.74	
61-53610-68-325-834 MAINT GEN PLANT OPER SUPPLY					
TRUE VALUE HOME & HARDWARE	SUPPLIES WATER 61	5866347	03/13/2023	3.60	
GUTJAHR, TIM	WW-BOOTS	2023 BOOT RMBRSMN	04/18/2023	75.00	
GUTJAHR, TIM	SUPPLIES REIMBURSEMENT	309500848965	04/05/2023	9.28	
AMAZON CAPITAL SERVICES	CURB BOX WRENCH	176K-LHTP-NC3N	04/02/2023	7.16	
AMAZON CAPITAL SERVICES	SUPPLIES UTILITIES	19GM-3CT3-43TN	04/19/2023	21.59	
AMAZON CAPITAL SERVICES	SUPPLIES UTILITIES- shipping credit	19GM-3CT3-43TN	04/19/2023	.13-	
AMAZON CAPITAL SERVICES	CARD HOLDERS	1HJ3-JMNH-14M6	04/06/2023	3.46	
Total 61-53610-68-325-834 MAINT GEN PLANT OPER SUPPLY:				119.96	
61-53610-68-359-832 COLL SYS PUMP EQUIP MAINT OTH					
DARYL J TONN PEST CONTROL LL	PEST CONTROL - GENERAL PLANT-WW	APRIL 2023	04/13/2023	55.42	
Total 61-53610-68-359-832 COLL SYS PUMP EQUIP MAINT OTH:				55.42	
61-53610-68-414-831 MAINT COLLECT SYS REPAIR LINES					
FERGUSON WATERWORKS #1476	VALVE MH REPAIRS	382346	03/23/2023	294.50	
MAYVILLE LIMESTONE INC	MH & VALVE REPAIRS	Z38120	03/22/2023	98.64	
Total 61-53610-68-414-831 MAINT COLLECT SYS REPAIR LINES:				393.14	
61-53610-69-317-827 LAB PROFESSIONAL SERV					
NORTHERN LAKE SERVICE INC	MERCURY	2303457	03/24/2023	355.33	
NORTHERN LAKE SERVICE INC	SLUDGE TESTING	2304530	04/12/2023	349.98	
NORTHERN LAKE SERVICE INC	HG/N LAB	2305024	04/19/2023	406.50	
Total 61-53610-69-317-827 LAB PROFESSIONAL SERV:				1,111.81	
Grand Totals:				80,091.14	

Vendor Name	Description	Invoice Number	Invoice Date	Amount Paid	Voided
60-18005-00-100-107 CONSTRUCTION WORK IN PROGRESS					
TOWN & COUNTRY ENGINEERING I	WELL 4 ENGINEERING	25124	04/01/2023	4,366.73	
Total 60-18005-00-100-107 CONSTRUCTION WORK IN PROGRESS:				4,366.73	
60-53800-62-317-625 PUMP-MAINT PLANT-OTHER PROF					
SABEL MECHANICAL LLC	WELL PIPING	230082	02/27/2023	838.86	
UTILITY SERVICE CO INC	WELL 2, 3, 4 AND 5 ANNUAL MAINTENANCE	579513-17	04/01/2023	46,093.24	
Total 60-53800-62-317-625 PUMP-MAINT PLANT-OTHER PROF:				46,932.10	
60-53800-62-323-622 PUMP-UTILITIES ELECTRIC					
ALLIANT ENERGY/WP&L	4501260000 WELL #5 & LS ELECTRIC W	450126 APRIL 23	04/12/2023	1,615.14	
ALLIANT ENERGY/WP&L	7029710000 WELL #4 ELECTRIC	702971 APRIL 23	04/12/2023	65.76	
ALLIANT ENERGY/WP&L	7366540000 WELL #2 ELECTRIC	736654 APRIL 23	04/12/2023	1,389.02	
ALLIANT ENERGY/WP&L	7646300000 ELEVATED TANK- TOWER DR	76463 APRIL 23	04/12/2023	32.47	
ALLIANT ENERGY/WP&L	9119000000 WELL #3 ELECTRIC	9119 APRIL 23	04/12/2023	1,936.04	
ALLIANT ENERGY/WP&L	9425710000 ELECTRIC	942571 APRIL 23	04/12/2023	34.09	
Total 60-53800-62-323-622 PUMP-UTILITIES ELECTRIC:				5,072.52	
60-53800-62-324-622 PUMP-UTILITIES NATURAL GAS					
ALLIANT ENERGY/WP&L	4501260000 WELL #5 & LS GAS W	450126 APRIL 23	04/12/2023	185.48	
ALLIANT ENERGY/WP&L	7029710000 WELL #4 GAS	702971 APRIL 23	04/12/2023	124.97	
ALLIANT ENERGY/WP&L	7366540000 WELL #2 GAS	736654 APRIL 23	04/12/2023	456.17	
ALLIANT ENERGY/WP&L	9119000000 WELL #3 GAS	9119 APRIL 23	04/12/2023	208.38	
Total 60-53800-62-324-622 PUMP-UTILITIES NATURAL GAS:				975.00	
60-53800-63-317-635 TREAT-MAINT PLANT-PROFESSIONAL					
NORTHERN LAKE SERVICE INC	WELL LAB	2302584	03/10/2023	1,385.55	
NORTHERN LAKE SERVICE INC	WELL LAB	2302925	03/15/2023	1,170.77	
NORTHERN LAKE SERVICE INC	WELL LAB	2303660	03/31/2023	1,729.12	
NORTHERN LAKE SERVICE INC	MG	2304034	04/03/2023	110.82	
Total 60-53800-63-317-635 TREAT-MAINT PLANT-PROFESSIONAL:				4,396.26	
60-53800-63-364-631 TREAT-CHEM-CHLORINE					
MARTELLE WATER TREATMENT IN	SODIUM HYPOCHLORITE	24914	03/29/2023	1,332.74	
Total 60-53800-63-364-631 TREAT-CHEM-CHLORINE:				1,332.74	
60-53800-64-317-650 TRANS-MAINT DISTR-PROFESSIONAL					
WATER TOWER CLEAN & COAT INC	ANNUAL TOWER CLEANING	WT78783	04/18/2023	1,000.00	
Total 60-53800-64-317-650 TRANS-MAINT DISTR-PROFESSIONAL:				1,000.00	
60-53800-64-319-641 TRANS-OPER-CONTRACTED SERVICES					
ENERGENECS	SCADA REPAIRS	45632-IN	04/13/2023	957.50	
HYDRO CORP	CC INSP COMM	71537-IN	03/31/2023	1,084.00	
HYDRO CORP	CC IND-RES INSPECTIONS	71732-IN	03/31/2023	699.00	
Total 60-53800-64-319-641 TRANS-OPER-CONTRACTED SERVICES:				2,740.50	
60-53800-64-325-641 TRANS-OPERATING-SUPPLIES					
US CELLULAR CORPORATION	#320040129 UTILITY-W	MARCH 23	03/26/2023	32.37	
DIAMOND MAPS	DIAMOND MAPS	5258	04/10/2023	360.00	

Vendor Name	Description	Invoice Number	Invoice Date	Amount Paid	Voided
Total 60-53800-64-325-641 TRANS-OPERATING-SUPPLIES:				392.37	
60-53800-64-410-651 TRANS-MAINT MAINS-REPAIRS					
FERGUSON WATERWORKS #1476	VALVE MH REPAIRS	382346	03/23/2023	294.50	
MAYVILLE LIMESTONE INC	MH & VALVE REPAIRS	Z38120	03/22/2023	98.65	
Total 60-53800-64-410-651 TRANS-MAINT MAINS-REPAIRS:				393.15	
60-53800-64-411-652 TRANS-MAINT SERVICES-REPAIRS					
TOWN & COUNTRY UNDERGROUN	LEAD REPLACEMENT- DAYTON ST- PUBLIC	53961-IN	04/06/2023	5,157.20	
Total 60-53800-64-411-652 TRANS-MAINT SERVICES-REPAIRS:				5,157.20	
60-53800-64-413-654 TRANS-MAINT HYDRANTS-REPAIRS					
CORE & MAIN	MARY ST HYDRANT	S610798	04/04/2023	434.00	
Total 60-53800-64-413-654 TRANS-MAINT HYDRANTS-REPAIRS:				434.00	
60-53800-66-303-930 ADM/GEN-REGISTRATION FEES					
STEGER, COURTNEY	REG REIMBURSEMENT	REGISTRATION	03/31/2023	174.91	
Total 60-53800-66-303-930 ADM/GEN-REGISTRATION FEES:				174.91	
60-53800-66-310-930 ADM/GEN-PUBLICATION NOTICES					
MULTI MEDIA CHANNELS LLC	WATER REPORT	IN121130	03/12/2023	861.30	
MULTI MEDIA CHANNELS LLC	DODGE COUNTY PIONEER	IN126019	04/16/2023	71.78	
Total 60-53800-66-310-930 ADM/GEN-PUBLICATION NOTICES:				933.08	
60-53800-66-314-921 ADM/GEN-OFFICE SUPPLIES					
AMAZON CAPITAL SERVICES	SUPPLIES UTILITIES	19NT-P6TJ-4DHV	04/13/2023	5.98	
AMAZON CAPITAL SERVICES	SUPPLIES UTILITIES	1CP7-X7F4-HMKY	04/16/2023	14.40	
AMAZON CAPITAL SERVICES	SUPPLIES UTILITIES	1WM6-YJG1-499V	04/20/2023	83.48	
Total 60-53800-66-314-921 ADM/GEN-OFFICE SUPPLIES:				103.86	
60-53800-66-315-923 ADM/GEN-LEGAL SERVICES					
MADDEN LAW GROUP	WATER/WASTEWATER COMMISSION	13889	04/17/2023	96.25	
Total 60-53800-66-315-923 ADM/GEN-LEGAL SERVICES:				96.25	
60-53800-66-316-923 ADM/GEN-ACCOUNTING/AUDIT					
BAKER TILLY US LLP	#3225 - PROFESSIONAL SERVICES	BT2348525	03/25/2023	3,899.00	
BAKER TILLY US LLP	PROFESSIONAL SERVICES W	BT2365502	03/31/2023	9,522.98	
Total 60-53800-66-316-923 ADM/GEN-ACCOUNTING/AUDIT:				13,421.98	
60-53800-66-321-935 ADM/GEN-JANITORIAL SUPPLIES					
DARYL J TONN PEST CONTROL LL	PEST CONTROL - GENERAL PLANT-W	APRIL 2023	04/13/2023	15.83	
GFL ENVIRONMENTAL	UTILITY W	U90000129876	02/20/2023	101.62	
GFL ENVIRONMENTAL	U9-51930 W	U90000138647	04/20/2023	89.63	
AMAZON CAPITAL SERVICES	SUPPLIES UTILITIES	19GM-3CT3-43TN	04/19/2023	7.78	
Total 60-53800-66-321-935 ADM/GEN-JANITORIAL SUPPLIES:				214.86	
60-53800-66-325-935 ADM/GEN-MAINT GEN-SUPPLIES					
TRUE VALUE HOME & HARDWARE	PICK	5865613	03/09/2023	4.26	

Vendor Name	Description	Invoice Number	Invoice Date	Amount Paid	Voided
TRUE VALUE HOME & HARDWARE	SUPPLIES WATER 60	5867797	03/21/2023	20.22	
TRUE VALUE HOME & HARDWARE	SUPPLIES WATER 60	5867875	03/21/2023	2.36	
TRUE VALUE HOME & HARDWARE	SUPPLIES WATER 60	5867888	03/21/2023	7.56	
GUTJAHR, TIM	WATER-BOOTS	2023 BOOT RMBRSMN	04/18/2023	75.00	
GUTJAHR, TIM	SUPPLIES REIMBURSEMENT	309500848965	04/05/2023	9.29	
AMAZON CAPITAL SERVICES	CURB BOX WRENCH	176K-LHTP-NC3N	04/02/2023	7.16	
AMAZON CAPITAL SERVICES	SUPPLIES UTILITIES	19GM-3CT3-43TN	04/19/2023	21.59	
AMAZON CAPITAL SERVICES	SUPPLIES UTILITIES- shipping credit	19GM-3CT3-43TN	04/19/2023	.14-	
AMAZON CAPITAL SERVICES	CARD HOLDERS	1HJ3-JMNH-14M6	04/06/2023	3.46	
Total 60-53800-66-325-935 ADM/GEN-MAINT GEN-SUPPLIES:				150.76	
60-53800-66-327-921 ADM/GEN-OFFICE SUPPLIES-EQUIP					
BADGER METER INC	BECON MBL HOSTING SERV UNIT W	80124268	03/29/2023	43.84	
JAMES IMAGING SYSTEMS INC	WATER DEPT C300I	1287056	02/17/2023	6.99	
JAMES IMAGING SYSTEMS INC	WATER DEPT C300I	1305717	04/12/2023	10.67	
Total 60-53800-66-327-921 ADM/GEN-OFFICE SUPPLIES-EQUIP:				61.50	
60-53800-66-331-933 ADM/GEN-SUPPLIES VEHICLES					
TRUE VALUE HOME & HARDWARE	SUPPLIES WATER 60	5864222	03/02/2023	6.17	
Total 60-53800-66-331-933 ADM/GEN-SUPPLIES VEHICLES:				6.17	
60-53800-66-334-924 INSURANCE BUILDINGS					
EMC INSURANCE COMPANIES	WATER PROPERTY	7000813645	03/07/2023	707.36	
EMC INSURANCE COMPANIES	WATER PROPERTY	7000813646	04/04/2023	711.66	
Total 60-53800-66-334-924 INSURANCE BUILDINGS:				1,419.02	
60-53800-66-335-933 INSURANCE-VEHICLES					
EMC INSURANCE COMPANIES	WATER VEHICLES	7000813645	03/07/2023	161.05	
EMC INSURANCE COMPANIES	WATER VEHICLES	7000813646	04/04/2023	162.03	
Total 60-53800-66-335-933 INSURANCE-VEHICLES:				323.08	
60-53800-66-336-924 INSURANCE PUBLIC LIABILITY					
EMC INSURANCE COMPANIES	WATER PUBLIC LIABILITY	7000813645	03/07/2023	202.05	
EMC INSURANCE COMPANIES	WATER PUBLIC LIABILITY	7000813646	04/04/2023	203.28	
Total 60-53800-66-336-924 INSURANCE PUBLIC LIABILITY:				405.33	
60-53800-66-386-933 ADM/GEN-SUPPLIES GAS/OIL/ETC					
KWIK TRIP	#272441 WATER	2023 MARCH	03/31/2023	326.47	
Total 60-53800-66-386-933 ADM/GEN-SUPPLIES GAS/OIL/ETC:				326.47	
60-53800-66-387-924 INSURANCE-WORKERS COMP					
EMC INSURANCE COMPANIES	WATER WORKERS COMP	7000813645	03/07/2023	624.33	
EMC INSURANCE COMPANIES	WATER WORKERS COMP	7000813646	04/04/2023	628.12	
Total 60-53800-66-387-924 INSURANCE-WORKERS COMP:				1,252.45	
Grand Totals:				92,082.29	

CITY OF MAYVILLE
REVENUES WITH COMPARISON TO BUDGET
FOR THE 3 MONTHS ENDING MARCH 31, 2023

(61) SEWER FUND

		PERIOD ACTUA	YTD ACTUAL	BUDGET	UNEARNED	PCNT
	PUBLIC CHARGES FOR SERVICES					
61-46410-65-011-631	FORFEITURES & PENALTIES	369.91	1,373.57	5,965.00	4,591.43	23.0
61-46410-65-021-622	RESIDENTIAL - SEWER	55,759.38	168,391.70	705,031.00	536,639.30	23.9
61-46410-65-022-622	COMMERCIAL - SEWER	17,361.38	53,047.18	196,119.00	143,071.82	27.1
61-46410-65-023-622	INDUSTRIAL-SEWER	36,048.96	103,415.11	463,008.00	359,592.89	22.3
61-46410-65-024-622	PUBLIC AUTHORITY - SEWER	1,651.14	7,193.88	32,337.00	25,143.12	22.3
61-46410-65-025-624	SERVICES-OTHER UTILITIES	7,454.38	17,224.87	62,974.00	45,749.13	27.4
61-46410-65-026-635	SEWER-MISCELLANEOUS	.00	.00	1,200.00	1,200.00	.0
61-46410-65-027-635	SEWER CONNECTS	.00	.00	11,829.00	11,829.00	.0
	TOTAL PUBLIC CHARGES FOR SERVI	118,645.15	350,646.31	1,478,463.00	1,127,816.69	23.7
	INTEREST INCOME & MISC					
61-48110-66-000-419	INTEREST-INVESTMENTS	5,667.87	16,529.64	8,907.00	(7,622.64)	185.6
	TOTAL INTEREST INCOME & MISC	5,667.87	16,529.64	8,907.00	(7,622.64)	185.6
	TOTAL FUND REVENUE	124,313.02	367,175.95	1,487,370.00	1,120,194.05	24.7

CITY OF MAYVILLE
EXPENDITURES WITH COMPARISON TO BUDGET
FOR THE 3 MONTHS ENDING MARCH 31, 2023

(61) SEWER FUND

		PERIOD ACTUA	YTD ACTUAL	BUDGET	UNEXPENDED	PCNT
61-53610-65-102-840	BILL/COLLECT/ACCTG -WAGES	952.40	2,857.20	11,290.00	8,432.80	25.3
61-53610-65-102-842	METER READING-WAGES	709.31	1,976.62	6,695.00	4,718.38	29.5
61-53610-65-305-840	BILL/COLLECT/ACCTG-POSTAGE	428.15	1,220.46	3,510.00	2,289.54	34.8
61-53610-65-314-840	BILL/COLLECT/ACCT-SUPPLIES OFF	.00	.00	1,500.00	1,500.00	.0
	TOTAL CUSTOMER ACCT EXP	2,089.86	6,054.28	22,995.00	16,940.72	26.3

CITY OF MAYVILLE
EXPENDITURES WITH COMPARISON TO BUDGET
FOR THE 3 MONTHS ENDING MARCH 31, 2023

(61) SEWER FUND

		PERIOD ACTUA	YTD ACTUAL	BUDGET	UNEXPENDED	PCNT
61-53610-66-101-850	ADMIN & GENERAL SALARIES	2,800.80	8,402.40	33,606.00	25,203.60	25.0
61-53610-66-102-850	ADMIN & GENERAL WAGES	952.40	2,857.20	11,290.00	8,432.80	25.3
61-53610-66-102-856	MISC GENERAL WAGES	912.16	3,421.02	10,468.00	7,046.98	32.7
61-53610-66-201-854	PENSION/BENEFIT FICA/MEDICARE	1,388.71	4,194.82	22,344.00	18,149.18	18.8
61-53610-66-203-854	PENSION/BENEFIT RETIREMENT	1,247.54	3,742.07	15,220.00	11,477.93	24.6
61-53610-66-204-854	PENSION/BENEFIT HEALTH INSURAN	4,029.69	11,444.18	52,654.00	41,209.82	21.7
61-53610-66-205-854	PENSION/BENEFIT LIFE INSURANCE	23.26	59.50	526.00	466.50	11.3
61-53610-66-206-856	MISC GEN EDUCATION & TRAINING	.00	.00	500.00	500.00	.0
61-53610-66-208-854	PENSION/BENEFIT DENTAL INSURAN	240.33	674.32	3,739.00	3,064.68	18.0
61-53610-66-210-854	PENSION/BENEFIT VISION INSURAN	36.03	101.15	542.00	440.85	18.7
61-53610-66-211-854	PENSION/BENEFIT SICK LEAVE	196.64	471.99	5,600.00	5,128.01	8.4
61-53610-66-212-856	MISC GEN BOARDS & COMMITTEES	.00	.00	920.00	920.00	.0
61-53610-66-213-854	PENSION/BENEFIT VACATION	200.97	862.33	8,104.00	7,241.67	10.6
61-53610-66-214-854	PENSION/BENEFIT HOLIDAY	664.28	3,447.69	9,200.00	5,752.31	37.5
61-53610-66-218-854	PENSION/BENEFIT SHT TRM DISAB	76.37	225.25	750.00	524.75	30.0
61-53610-66-280-854	PENSION/BENEFIT FSA ADM FEES	66.48	66.48	220.00	153.52	30.2
61-53610-66-302-856	MISC GEN MEMBERSHIP DUES	.00	.00	250.00	250.00	.0
61-53610-66-303-856	MISC GEN REGISTRATION FEES	80.00	457.70	601.00	143.30	76.2
61-53610-66-304-851	OFFICE SUPPLIES/EXP TELEPHONE	17.44	116.15	700.00	583.85	16.6
61-53610-66-305-851	OFFICE SUPPLIES/EXP POSTAGE	104.88	104.88	628.00	523.12	16.7
61-53610-66-306-856	MISC GEN TRAVEL EMPLOYEE	.00	.00	80.00	80.00	.0
61-53610-66-310-851	OFFICE SUPPLY/EXP PUBLICATION	.00	.00	200.00	200.00	.0
61-53610-66-313-403	DEPRECIATION EXPENSE	.00	.00	436,000.00	436,000.00	.0
61-53610-66-314-851	OFFICE-SUPPLIES OFFICE	(3.23)	1,039.34	700.00	(339.34)	148.5
61-53610-66-315-852	OUTSIDE SERV LEGAL SERVICES	.00	.00	1,200.00	1,200.00	.0
61-53610-66-316-852	OUTSIDE SERV ACCOUNTING/AUDIT	6,644.80	7,429.80	18,500.00	11,070.20	40.2
61-53610-66-317-852	OUTSIDE SERV OTH PROFESSIONAL	.00	.00	24,500.00	24,500.00	.0
61-53610-66-317-856	MISC GEN PROFESSIONAL SERV	.00	62.00	400.00	338.00	15.5
61-53610-66-327-851	OFFICE - SUPPLIES EQUIPMENT	47.12	2,326.44	7,000.00	4,673.56	33.2
61-53610-66-334-853	INSURANCE BUILDINGS	.00	3,742.66	12,260.00	8,517.34	30.5
61-53610-66-335-853	INSURANCE VEHICLES	.00	957.42	3,624.00	2,666.58	26.4
61-53610-66-336-853	INSURANCE PUBLIC LIABILITY	.00	606.27	2,060.00	1,453.73	29.4
61-53610-66-352-852	OUTSIDE SERV ENGINEERING	250.00	250.00	5,000.00	4,750.00	5.0
61-53610-66-353-427	INTEREST ON LONG TERM DEBT	.00	.00	32,500.00	32,500.00	.0
61-53610-66-387-854	PENSION/BENEFIT WKRS COMP INS	.00	1,873.34	7,189.00	5,315.66	26.1

CITY OF MAYVILLE
EXPENDITURES WITH COMPARISON TO BUDGET
FOR THE 3 MONTHS ENDING MARCH 31, 2023

(61) SEWER FUND

		PERIOD ACTUA	YTD ACTUAL	BUDGET	UNEXPENDED	PCNT
61-53610-66-902-852	OUTSIDE SERV TRSFR TO GEN FUND	.00	.00	6,500.00	6,500.00	.0
	TOTAL ADMIN & GENERAL EXP	19,976.67	58,936.40	735,575.00	676,638.60	8.0
61-53610-67-102-820	SUPERVISION & LABOR WAGES	1,196.22	3,245.46	22,618.00	19,372.54	14.4
61-53610-67-102-828	TRANSPORTATION EXP WAGES	48.34	60.02	3,450.00	3,389.98	1.7
61-53610-67-103-820	SUPERVISION & LABOR WAGES OT	184.73	1,104.86	6,077.00	4,972.14	18.2
61-53610-67-107-820	SUPERVISION & LABOR STANDBY	520.00	1,597.50	7,433.00	5,835.50	21.5
61-53610-67-303-827	OTH OPERATING REGISTRATION FEE	.00	.00	4,500.00	4,500.00	.0
61-53610-67-317-827	OTH OPERATING PROFESSIONAL	.00	.00	2,516.00	2,516.00	.0
61-53610-67-319-827	OTH OPER CONTRACTED SLUDGE	.00	18,537.98	207,396.00	188,858.02	8.9
61-53610-67-322-827	OTH OPER UTILITIES WATER/SEWER	387.29	1,169.72	4,738.00	3,568.28	24.7
61-53610-67-323-822	POWER/FUEL AERATION ELECTRIC	11,390.35	33,564.03	108,733.00	75,168.97	30.9
61-53610-67-324-827	OTHER OPER UTILITIES NAT GAS	5,878.47	20,253.41	42,756.00	22,502.59	47.4
61-53610-67-325-827	OTH OPER - SUPPLIES OPERATING	445.61	843.94	10,950.00	10,106.06	7.7
61-53610-67-331-828	TRANSPORT SUPPLIES VEHICLES	27.78	53.03	2,114.00	2,060.97	2.5
61-53610-67-364-824	OPERATING EXPENSE-PHOS REM CH	40,998.30	40,998.30	73,500.00	32,501.70	55.8
61-53610-67-386-828	TRANSPORT EXP SUPPLIES GAS/OIL	264.71	660.61	2,746.00	2,085.39	24.1
	TOTAL OPERATING EXPENSE	61,341.80	122,088.86	499,527.00	377,438.14	24.4

CITY OF MAYVILLE
EXPENDITURES WITH COMPARISON TO BUDGET
FOR THE 3 MONTHS ENDING MARCH 31, 2023

(61) SEWER FUND

		PERIOD ACTUA	YTD ACTUAL	BUDGET	UNEXPENDED	PCNT
61-53610-68-102-831	MAINT COLLECT SYSTEM WAGES	464.15	1,594.52	6,480.00	4,885.48	24.6
61-53610-68-102-832	COLLECT SYS PUMP EQUIP WAGES	974.10	2,364.61	4,510.00	2,145.39	52.4
61-53610-68-102-833	MAINT TREAT/DISP EQUIP WAGES	2,931.96	7,920.04	23,089.00	15,168.96	34.3
61-53610-68-102-834	MAINT GEN PLANT WAGES	682.86	2,499.67	9,539.00	7,039.33	26.2
61-53610-68-103-831	MAINT COLLECT SYSTEM WAGES OT	.00	18.38	.00	(18.38)	.0
61-53610-68-103-832	COLLECT SYS PUMP EQUIP WAGE O	.00	163.15	315.00	151.85	51.8
61-53610-68-103-833	MAINT TREAT/DISP EQUIP WAGE OT	.00	53.26	489.00	435.74	10.9
61-53610-68-317-831	MAINT COLLECT SYSTEM PROF SER	.00	.00	3,500.00	3,500.00	.0
61-53610-68-317-832	COLLECT SYS PUMP EQUIP PROF	3,517.33	5,080.03	12,500.00	7,419.97	40.6
61-53610-68-317-834	MAINT GEN PLANT PROF SERV	2,944.62	4,859.32	14,284.00	9,424.68	34.0
61-53610-68-319-833	MAINT TREAT/DISP EQUIP CONTRAC	205.02	385.02	16,080.00	15,694.98	2.4
61-53610-68-321-834	MAINT GEN PLANT JANITOR SUPPLY	238.01	468.24	2,425.00	1,956.76	19.3
61-53610-68-325-831	MAINT COLLECT SYS OPER SUPPLY	1,931.22	2,181.53	10,246.00	8,064.47	21.3
61-53610-68-325-834	MAINT GEN PLANT OPER SUPPLY	130.96	348.70	5,223.00	4,874.30	6.7
61-53610-68-327-833	MAINT TREAT/DISP EQUIP-SUPPLY	463.10	504.65	6,400.00	5,895.35	7.9
61-53610-68-359-832	COLL SYS PUMP EQUIP MAINT OTH	1,960.52	2,166.36	1,575.00	(591.36)	137.6
61-53610-68-412-835	MAINT METERS REPAIRS	.00	.00	1,500.00	1,500.00	.0
61-53610-68-414-831	MAINT COLLECT SYS REPAIR LINES	58,960.00	58,960.00	12,800.00	(46,160.00)	460.6
	TOTAL MAINTENANCE EXPENSE	75,403.85	89,567.48	130,955.00	41,387.52	68.4
61-53610-69-102-820	LAB WAGES	4,418.35	11,785.67	47,660.00	35,874.33	24.7
61-53610-69-103-820	LAB WAGES OT	.00	58.38	600.00	541.62	9.7
61-53610-69-317-827	LAB PROFESSIONAL SERV	413.83	5,025.80	7,408.00	2,382.20	67.8
61-53610-69-383-827	LAB SUPPLIES	656.30	2,061.90	5,900.00	3,838.10	35.0
	TOTAL LAB EXPENSES	5,488.48	18,931.75	61,568.00	42,636.25	30.8
	TOTAL FUND EXPENDITURES	164,300.66	295,578.77	1,450,620.00	1,155,041.23	20.4
	NET REVENUE OVER EXPENDITURES	(39,987.64)	71,597.18	36,750.00	(34,847.18)	194.8

CITY OF MAYVILLE
REVENUES WITH COMPARISON TO BUDGET
FOR THE 3 MONTHS ENDING MARCH 31, 2023

(60) WATER FUND

		PERIOD ACTUA	YTD ACTUAL	BUDGET	UNEARNED	PCNT
	PUBLIC CHARGES FOR SERVICES					
60-46450-64-000-415	INCOME FROM JOBBING	640.03	640.03	780.00	139.97	82.1
60-46450-65-001-470	FORFEITURES & PENALITIES	365.04	1,176.62	4,738.00	3,561.38	24.8
60-46450-65-011-461	RESIDENTIAL - METERED	35,359.95	108,394.43	463,765.00	355,370.57	23.4
60-46450-65-012-461	COMMERCIAL - METERED	6,208.89	19,311.46	75,581.00	56,269.54	25.6
60-46450-65-013-461	INDUSTRIAL - METERED	11,273.15	33,049.35	211,216.00	178,166.65	15.7
60-46450-65-014-462	FIRE PROTECTION - PRIVATE	2,947.99	8,843.97	35,376.00	26,532.03	25.0
60-46450-65-015-461	RESIDENTIAL MULTIFAM - METERED	3,784.86	11,449.18	42,333.00	30,883.82	27.1
60-46450-65-015-463	FIRE PROTECTION - PUBLIC	30,751.73	92,108.67	355,374.00	263,265.33	25.9
60-46450-65-016-464	PUBLIC AUTHORITY - METERED	1,253.55	3,868.87	15,268.00	11,399.13	25.3
60-46450-65-017-474	METER TURN-ON CHARGE	40.00	40.00	6,300.00	6,260.00	.6
60-46450-65-018-474	MISC-REAL ESTATE CLOSING FEE	15.00	135.00	1,200.00	1,065.00	11.3
60-46450-65-020-471	MISCELLANEOUS REVENUE	138.48	138.48	.00	(138.48)	.0
	TOTAL PUBLIC CHARGES FOR SERVI	92,778.67	279,156.06	1,211,931.00	932,774.94	23.0
	INTEREST INCOME & MISC					
60-48110-66-000-419	INTEREST-INVESTMENTS	3,232.66	8,591.52	3,000.00	(5,591.52)	286.4
60-48900-66-000-421	GEN ADMIN - MISC NON OPER CC	.00	.00	46,650.00	46,650.00	.0
	TOTAL INTEREST INCOME & MISC	3,232.66	8,591.52	49,650.00	41,058.48	17.3
	TOTAL FUND REVENUE	96,011.33	287,747.58	1,261,581.00	973,833.42	22.8

CITY OF MAYVILLE
EXPENDITURES WITH COMPARISON TO BUDGET
FOR THE 3 MONTHS ENDING MARCH 31, 2023

(60) WATER FUND

		PERIOD ACTUA	YTD ACTUAL	BUDGET	UNEXPENDED	PCNT
60-53800-61-102-600	SOURCE-OPER-WAGE-REG	1,500.59	4,066.95	15,809.00	11,742.05	25.7
60-53800-61-102-605	SOURCE-MAINT-WAGE REG	271.46	1,256.30	5,658.00	4,401.70	22.2
60-53800-61-103-600	SOURCE-OPER-WAGE-OT	147.04	504.80	3,318.00	2,813.20	15.2
60-53800-61-103-605	SOURCE-MAINT-WAGE-OT	.00	.00	106.00	106.00	.0
60-53800-61-319-605	SOURCE-MAINT-CONTRACTED SRVC	.00	.00	1,500.00	1,500.00	.0
60-53800-61-325-605	SOURCE-MAINT-SUPPLIES	98.65	98.65	100.00	1.35	98.7
	TOTAL SOURCE OF SUPPLY	2,017.74	5,926.70	26,491.00	20,564.30	22.4
60-53800-62-102-620	PUMP-OPER-WAGE REG	888.87	2,090.34	8,340.00	6,249.66	25.1
60-53800-62-102-625	PUMP-MAINT PLANT-WAGE REG	90.32	180.80	1,031.00	850.20	17.5
60-53800-62-103-620	PUMP-OPER-WAGE OT	.00	.00	202.00	202.00	.0
60-53800-62-317-625	PUMP-MAINT PLANT-OTHER PROF	.00	1,432.09	53,275.00	51,842.91	2.7
60-53800-62-323-622	PUMP-UTILITIES ELECTRIC	5,624.25	16,660.61	51,732.00	35,071.39	32.2
60-53800-62-324-622	PUMP-UTILITIES NATURAL GAS	1,464.27	4,494.57	7,432.00	2,937.43	60.5
	TOTAL PUMPING EXPENSE	8,067.71	24,858.41	122,012.00	97,153.59	20.4
60-53800-63-102-630	TREAT-OPER-WAGES REG	1,590.04	3,387.32	11,755.00	8,367.68	28.8
60-53800-63-102-635	TREAT-MAINT PLANT-WAGES REG	30.16	542.88	1,362.00	819.12	39.9
60-53800-63-103-630	TREAT-OPER-WAGES OT	.00	.00	200.00	200.00	.0
60-53800-63-317-635	TREAT-MAINT PLANT-PROFESSIONAL	110.82	387.62	4,150.00	3,762.38	9.3
60-53800-63-325-632	TREAT-OPER-SUPPLIES	68.05	96.70	2,000.00	1,903.30	4.8
60-53800-63-327-635	TREAT-MAINT PLANT-EQUIP SUPPLY	.00	41.55	3,200.00	3,158.45	1.3
60-53800-63-364-631	TREAT-CHEM-CHLORINE	763.48	3,071.34	14,645.00	11,573.66	21.0
60-53800-63-371-631	TREAT-CHEM-HMO	695.74	1,295.66	5,665.00	4,369.34	22.9
	TOTAL WATER TREATMENT	3,258.29	8,823.07	42,977.00	34,153.93	20.5

CITY OF MAYVILLE
EXPENDITURES WITH COMPARISON TO BUDGET
FOR THE 3 MONTHS ENDING MARCH 31, 2023

(60) WATER FUND

		PERIOD ACTUA	YTD ACTUAL	BUDGET	UNEXPENDED	PCNT
60-53800-64-102-640	TRANS-OPER WAGES REG	1,508.00	5,119.51	30,369.00	25,249.49	16.9
60-53800-64-102-650	TRANS-MAINT DISTR-WAGES REG	84.32	149.51	1,175.00	1,025.49	12.7
60-53800-64-102-651	TRANS-MAINT MAINS-WAGES REG	260.28	642.12	2,905.00	2,262.88	22.1
60-53800-64-102-652	TRANS-MAINT SERVICES-WAGES RE	162.80	223.12	2,955.00	2,731.88	7.6
60-53800-64-102-653	TRANS-MAINT METERS-WAGES REG	486.91	3,172.97	5,391.00	2,218.03	58.9
60-53800-64-102-654	TRANS-MAINT HYDRANTS-WAGES RE	60.32	107.66	313.00	205.34	34.4
60-53800-64-103-640	TRANS-OPER-WAGES-OT	.00	88.76	700.00	611.24	12.7
60-53800-64-103-650	TRANS-MAINT DISTR-WAGES OT	.00	.00	107.00	107.00	.0
60-53800-64-103-651	TRANS-MAINT MAINS-WAGES OT	90.48	447.34	1,128.00	680.66	39.7
60-53800-64-103-652	TRANS-MAINT SERVICES-WAGES OT	120.64	120.64	905.00	784.36	13.3
60-53800-64-107-640	TRANS-OPER-WAGES STANDBY	520.00	1,597.50	7,433.00	5,835.50	21.5
60-53800-64-319-641	TRANS-OPER-CONTRACTED SERVIC	.00	1,783.00	24,496.00	22,713.00	7.3
60-53800-64-322-641	TRANS-UTILITIES WATER/SEWER	1,465.41	4,365.23	12,213.00	7,847.77	35.7
60-53800-64-325-641	TRANS-OPERATING-SUPPLIES	235.07	606.35	2,268.00	1,661.65	26.7
60-53800-64-410-651	TRANS-MAINT MAINS-REPAIRS	18,819.89	18,819.89	73,076.00	54,256.11	25.8
60-53800-64-411-652	TRANS-MAINT SERVICES-REPAIRS	.00	.00	24,000.00	24,000.00	.0
60-53800-64-412-653	TRANS-MAINT METERS-REPAIRS	.00	59.66	6,000.00	5,940.34	1.0
60-53800-64-413-654	TRANS-MAINT HYDRANTS-REPAIRS	.00	14.95	16,500.00	16,485.05	.1
	TOTAL TRANS & DISTRIBTN	23,814.12	37,318.21	211,934.00	174,615.79	17.6
60-53800-65-102-901	CUST ACCT-METER READING-WAGES	.00	180.96	1,477.00	1,296.04	12.3
60-53800-65-102-902	CUST-ACCTG/COLLECT-WAGES REG	952.40	2,857.20	11,290.00	8,432.80	25.3
60-53800-65-305-903	CUST-SUPPLIES/EXP-POSTAGE	428.15	1,220.45	5,200.00	3,979.55	23.5
60-53800-65-314-903	CUST-SUPPLIES/EXP-OFFICE	.00	.00	1,500.00	1,500.00	.0
60-53800-65-381-904	CUST-UNCOLLECTIBLE-WRITE OFFS	.00	.00	300.00	300.00	.0
	TOTAL CUSTOMER ACCT EXP	1,380.55	4,258.61	19,767.00	15,508.39	21.5

CITY OF MAYVILLE
EXPENDITURES WITH COMPARISON TO BUDGET
FOR THE 3 MONTHS ENDING MARCH 31, 2023

(60) WATER FUND

		PERIOD ACTUA	YTD ACTUAL	BUDGET	UNEXPENDED	PCNT
60-53800-66-101-920	ADM/GEN-ADMIN/GEN-SALARY	2,800.80	8,402.40	33,607.00	25,204.60	25.0
60-53800-66-102-920	ADM/GEN-WAGES REG	952.40	2,857.20	11,426.00	8,568.80	25.0
60-53800-66-102-930	ADM/GEN-MISC GEN-WAGES REG	376.42	1,009.78	5,257.00	4,247.22	19.2
60-53800-66-102-933	ADM/GEN-TRANSPORTATION-WAGES	6.00	36.16	242.00	205.84	14.9
60-53800-66-102-935	ADM/GEN-MAINT GEN PLANT-WAGES	452.40	1,514.60	7,717.00	6,202.40	19.6
60-53800-66-103-930	ADM/GEN-MISC GEN-WAGES OT	.00	.00	33.00	33.00	.0
60-53800-66-201-408	ADM/GEN-FICA & MEDICARE	1,011.45	3,100.29	14,500.00	11,399.71	21.4
60-53800-66-203-926	ADM/GEN-RETIREMENT	928.79	2,801.35	11,989.00	9,187.65	23.4
60-53800-66-204-926	ADM/GEN-HEALTH INSURANCE	3,661.36	11,628.97	58,259.00	46,630.03	20.0
60-53800-66-205-926	ADM/GEN-LIFE INSURANCE	27.59	93.05	488.00	394.95	19.1
60-53800-66-206-930	ADM/GEN-MISC GEN-EDUCATION	.00	.00	125.00	125.00	.0
60-53800-66-208-926	ADM/GEN-DENTAL INSURANCE	200.46	648.05	2,532.00	1,883.95	25.6
60-53800-66-210-926	ADM/GEN-VISION INSURANCE	29.19	94.51	369.00	274.49	25.6
60-53800-66-211-926	ADM/GEN-SICK LEAVE PAYOUT	178.64	455.59	1,866.00	1,410.41	24.4
60-53800-66-212-930	ADM/GEN-BOARDS & COMMITTEES	.00	.00	920.00	920.00	.0
60-53800-66-213-926	ADM/GEN-VACATION	482.56	1,143.76	3,305.00	2,161.24	34.6
60-53800-66-214-926	ADM/GEN-HOLIDAY PAY	.00	723.84	4,032.00	3,308.16	18.0
60-53800-66-218-926	ADM/GEN-SHORT TERM DISABILITY	52.08	160.10	954.00	793.90	16.8
60-53800-66-280-926	ADM/GEN-FSA ADMIN FEES	66.48	66.48	176.00	109.52	37.8
60-53800-66-302-930	ADM/GEN-MEMBERSHIPS	418.00	898.00	600.00	(298.00)	149.7
60-53800-66-303-930	ADM/GEN-REGISTRATION FEES	45.50	85.50	1,000.00	914.50	8.6
60-53800-66-304-921	ADM/GEN-TELEPHONE	17.44	116.15	700.00	583.85	16.6
60-53800-66-305-921	ADM/GEN-POSTAGE	104.88	104.88	518.00	413.12	20.3
60-53800-66-306-930	ADM/GEN-TRAVEL EMPLOYEE	.00	.00	100.00	100.00	.0
60-53800-66-310-930	ADM/GEN-PUBLICATION NOTICES	.00	.00	1,500.00	1,500.00	.0
60-53800-66-313-403	ADM/GEN-DEPRECIATION	.00	.00	255,000.00	255,000.00	.0
60-53800-66-313-404	ADM/GEN-DEPRECIATION CIAC	.00	.00	28,250.00	28,250.00	.0
60-53800-66-314-921	ADM/GEN-OFFICE SUPPLIES	(3.22)	1,039.33	957.00	(82.33)	108.6
60-53800-66-315-923	ADM/GEN-LEGAL SERVICES	.00	437.50	1,200.00	762.50	36.5
60-53800-66-316-923	ADM/GEN-ACCOUNTING/AUDIT	6,675.80	7,460.80	18,500.00	11,039.20	40.3
60-53800-66-317-923	ADM/GEN-CONTRACTED SERVICES	.00	199.90	2,500.00	2,300.10	8.0
60-53800-66-317-930	ADM/GEN-PROFESSIONAL SERVICES	.00	62.00	1,000.00	938.00	6.2
60-53800-66-319-923	ADM/GEN-CONTRACTED SERVICES	105.00	105.00	1,200.00	1,095.00	8.8
60-53800-66-319-935	ADM/GEN-MAINT GEN-CONTRACTED	.00	473.96	2,500.00	2,026.04	19.0
60-53800-66-321-935	ADM/GEN-JANITORIAL SUPPLIES	171.97	348.39	2,300.00	1,951.61	15.2

CITY OF MAYVILLE
EXPENDITURES WITH COMPARISON TO BUDGET
FOR THE 3 MONTHS ENDING MARCH 31, 2023

(60) WATER FUND

		PERIOD ACTUA	YTD ACTUAL	BUDGET	UNEXPENDED	PCNT
60-53800-66-325-935	ADM/GEN-MAINT GEN-SUPPLIES	156.54	459.26	3,100.00	2,640.74	14.8
60-53800-66-327-921	ADM/GEN-OFFICE SUPPLIES-EQUIP	47.12	2,326.43	7,000.00	4,673.57	33.2
60-53800-66-331-933	ADM/GEN-SUPPLIES VEHICLES	435.62	973.50	1,800.00	826.50	54.1
60-53800-66-334-924	INSURANCE BUILDINGS	.00	2,122.49	9,636.00	7,513.51	22.0
60-53800-66-335-933	INSURANCE-VEHICLES	.00	483.24	2,196.00	1,712.76	22.0
60-53800-66-336-924	INSURANCE PUBLIC LIABILITY	.00	606.27	2,750.00	2,143.73	22.1
60-53800-66-341-428	AMORTIZATION DEBT DISC/EXP	.00	.00	12,250.00	12,250.00	.0
60-53800-66-353-427	ADM/GEN-INTEREST-LONG TRM DEB	.00	.00	35,000.00	35,000.00	.0
60-53800-66-354-456	ADM/GEN-LEAD LATERAL REIMBURS	.00	640.03	.00	(640.03)	.0
60-53800-66-386-933	ADM/GEN-SUPPLIES GAS/OIL/ETC	156.64	458.18	3,171.00	2,712.82	14.5
60-53800-66-387-924	INSURANCE-WORKERS COMP	.00	1,873.33	8,499.00	6,625.67	22.0
60-53800-66-392-408	ADM/GEN-PAYMENT IN LIEU OF TAX	.00	.00	200,000.00	200,000.00	.0
60-53800-66-902-935	ADM/GEN-TRSFR TO GENERAL FUND	.00	.00	6,500.00	6,500.00	.0
	TOTAL ADMIN & GENERAL	19,557.91	56,010.27	767,524.00	711,513.73	7.3
	TOTAL FUND EXPENDITURES	58,096.32	137,195.27	1,190,705.00	1,053,509.73	11.5
	NET REVENUE OVER EXPENDITURES	37,915.01	150,552.31	70,876.00	(79,676.31)	212.4

MSA Memo

To: Courtney Steger, City of Mayville

From: Greg Gunderson, P.E., MSA Professional Services, Inc.

Subject: Wastewater Facility Planning – Cost Updates

Date: April 14, 2023

Per the discussion with the Mayville Water/Wastewater Commission on March 7th, additional alternatives for the proposed upgrades at the Wastewater Treatment Facility have been evaluated. The existing administrative building at the WWTF has some structural deficiencies and does not provide sufficient workspace, storage, shower and locker room facilities, independent water service and hot water system, and ADA compliant access. In addition, the WWTF lacks adequate vehicle storage. In order to provide adequate facilities for the sewer utility, various building options have been prepared and are presented below. See **Attachments 1 – 3** for conceptual draft layouts of the building options.

Note that these options have been developed during the facility planning process and are not finalized nor are the recommendations in the facility plan binding by any means. Additional input from the City and Utility is requested and can be incorporated during the design process.

New Administrative Building and Garage

This option involves demolition of the existing administrative building and the construction of a new building and utility garage directly south of the existing building. The proposed new administrative building will be 4,000 square feet and include offices, conference and break rooms, up-to-date laboratory, shower and locker rooms, ADA accessibility, and a separate public entrance for security of the WWTF site. The utility garage will be 5,000 square feet and provide drive-through access and parking for all of the utility's vehicles, as well as heating and basic ventilation required by code. See **Attachment 1** for conceptual layout of new building and garage.

Total Cost: $5,100,000

Rehabilitate Existing Building and New Garage

The existing administrative building needs new roofing, flooring, ceiling panels, lighting, windows, HVAC, and miscellaneous repairs. In addition, if the Utility plans to continue using this building and meet Utility needs, as expressed by staff, remodeling of the existing spaces to provide necessary storage space, shower and locker room facilities, and adequate office and conference rooms is recommended.

A new garage is also a part of this option and would be a 5,000 square foot pre-engineered, metal building with heating and ventilation. Compared to standard residential pole building construction, a pre-engineered metal building provides a longer life span, better insulation, and is less prone to leaking. The increase in quality and construction methods and funding-compliant contractor is reflected in the price comparison to a standard residential pole building. See **Attachments 2 and 3** for conceptual layout of remodeled building and new utility garage.

Total Cost: $3,500,000
- -Admin. Bldg. Rehabilitation: $2,000,000
- -Utility Garage: $1,500,000

Rate Impact

As discussed in the Mayville Water/Wastewater Commission on March 7th, rates are *currently* $29/month per REU on average. With the original recommended upgrades (including a new administrative building and utility garage and the identified WWTF needs), the total project cost is $25,543,000 and the respective estimated sewer rate increase is $23/month per REU on average (total of $52/month per REU on average).

If the administrative building were to be remodeled and a separate utility garage constructed, the total project cost with all recommended upgrades is $24,443,000. The respective estimated sewer rate increase for this option is $21/month per REU on average (or a total $50/month per REU on average).

City of Mayville Sewer Rate Estimate Wastewater Treatment Facility Recommended Upgrades		
Scenario	**New Admin. Bldg.**	**Remodel Admin. Bldg.**
Estimated Capital Cost	$25,543,000	$23,943,000
Estimated Principal Forgiveness	$3,000,000	$3,000,000
Principal Loan Amount	$22,543,000	$20,943,000
Market Interest Rate	3.900%	3.900%
Subsidized Interest Rate	2.178%	2.178%
Loan Term	20 Years	20 Years
Additional Debt Service	$1,536,109	$1,427,083
Additional Annual O&M	($88,900)	($88,900)
Current Monthly Sewer User Rate	$29	$29
Proposed Monthly Sewer User Rate Increase (estimated)	**$23**	**$21**
Total Proposed Monthly Sewer User Rate	$52	$50
Proposed Sewer Rate % of MHI	1.04%	1.01%

*Rates assume that existing sewer rates are sufficient to cover utility's current expenses.
**Rates are estimated using today's market and available rates. These may change in the future.
***MSA Professional Services, Inc. is not recommending a course of action with respect to any municipal financial information contained in this communication.
****Sewer rate increase range is based upon maximum eligible principal forgiveness.
*****Construction of additional Final Clarifiers and an updated UV System may be necessary in the future but can be postponed at this time.
******rate calculation assumes each gallon treated is equal (i.e. industrial waste = residential waste) and does not consider changes to industrial sewer rates
*******includes LeRoy-Kekoskee JSD in rate calculation

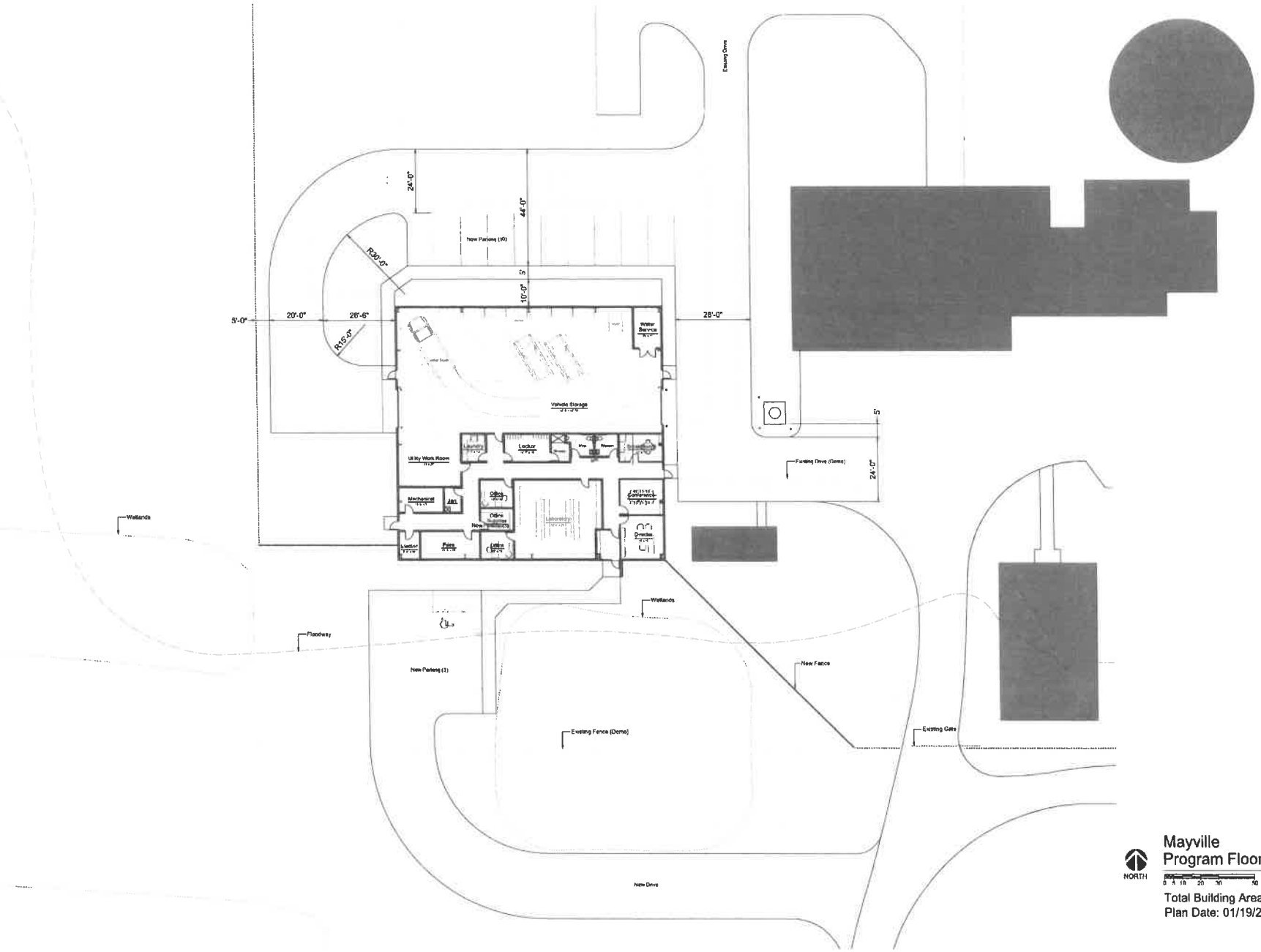
Existing Drive
24'-0"
44'-0"
New Parking (10)
R20'-0"
5'
10'-0"
5'-0"
20'-0"
26'-6"
R15'-0"
25'-0"
Water Service
Vehicle Storage
Laundry
Locker
Wet
Warm
Shower
Utility Work Room
Mechanical
Jan.
Office
Office
Conference
Laboratory
Locker
Pass
Office
Dressing
Existing Drive (Demo)
5'
24'-0"
Wetlands
Wetlands
Floodway
New Parking (3)
New Fence
Existing Fence (Demo)
Existing Gate
New Drive
NORTH
Mayville
Program Floor/Site Plan
1/16" = 1'-0"
0 5 10 20 30 50
Total Building Area: 9,500 s.f.
Plan Date: 01/19/2022

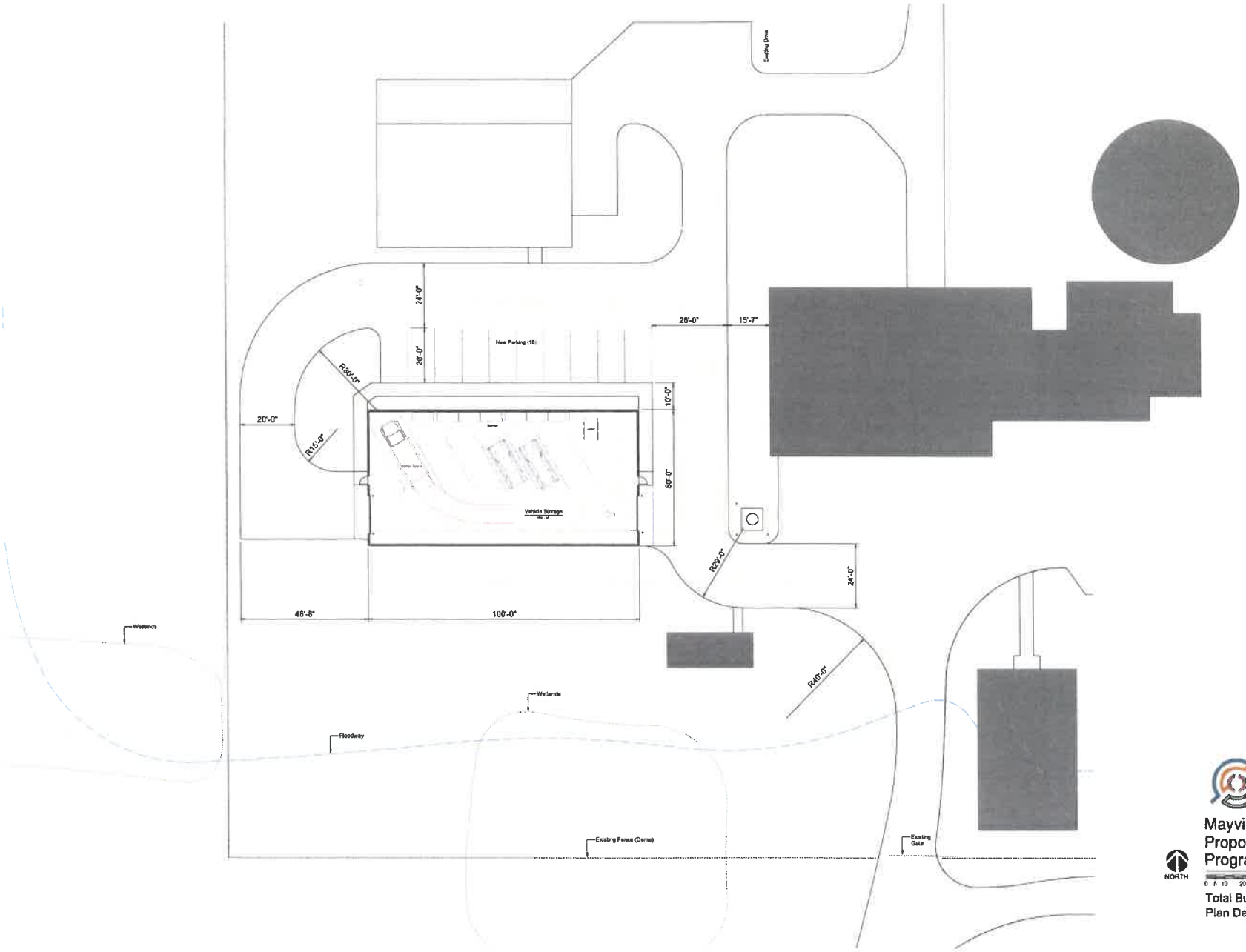

MSA

Mayville WWTF
Proposed Storage Garage
Program Floor/Site Plan

NORTH

0 5 10 20 30 50 1/16" = 1'-0"

Total Building Area: 5,000 s.f.
Plan Date: 04/11/2023

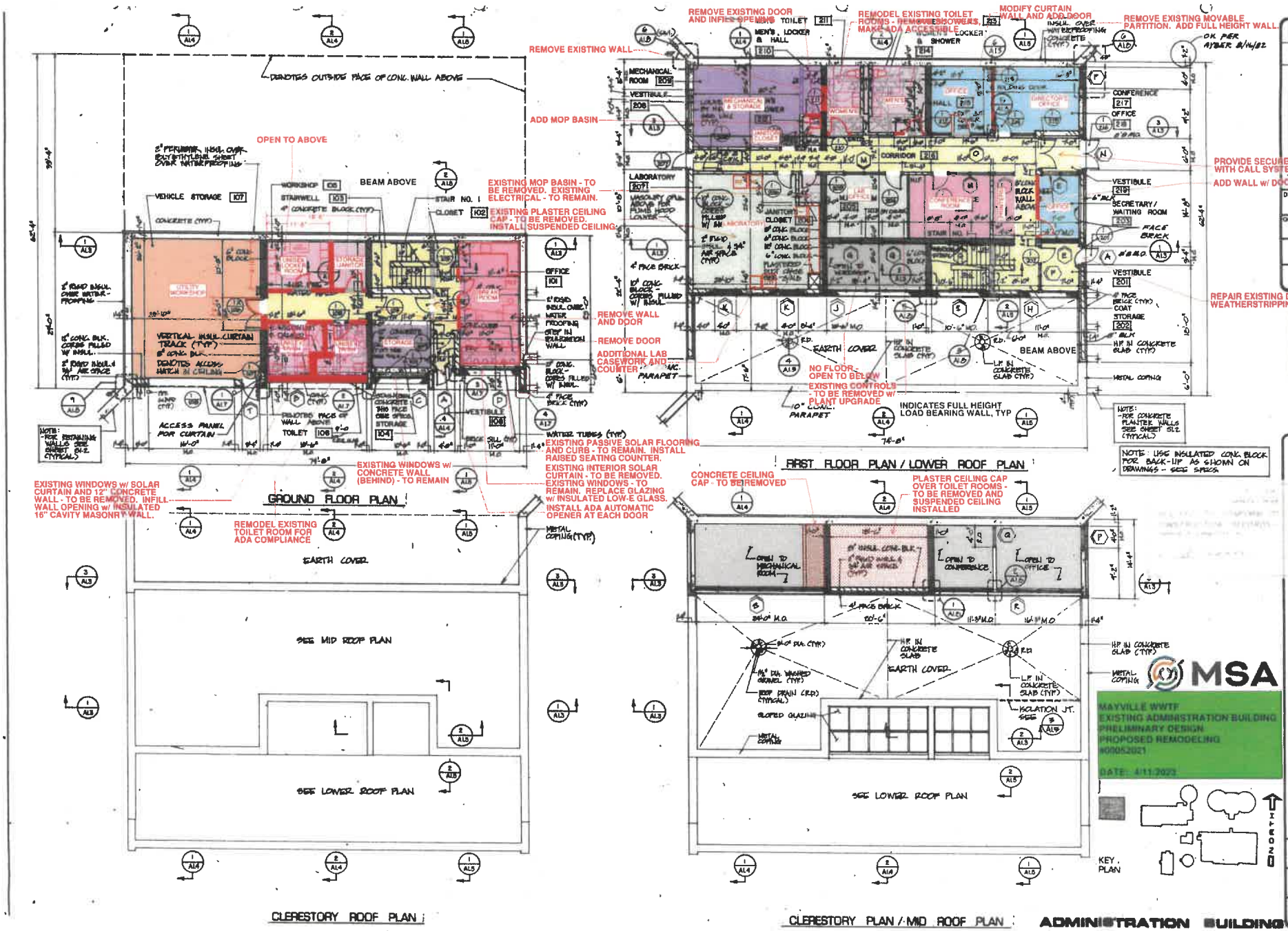
GROUND FLOOR PLAN
FIRST FLOOR PLAN / LOWER ROOF PLAN
CLERESTORY ROOF PLAN
CLERESTORY PLAN / MID ROOF PLAN
REMOVE EXISTING WALL
ADD MOP BASIN
OPEN TO ABOVE
BEAM ABOVE
EXISTING MOP BASIN - TO BE REMOVED. EXISTING ELECTRICAL - TO REMAIN.
EXISTING PLASTER CEILING CAP - TO BE REMOVED. INSTALL SUSPENDED CEILING.
REMOVE WALL AND DOOR
REMOVE DOOR
ADDITIONAL LAB CASEWORK AND COUNTER
NO FLOOR - OPEN TO BELOW
EXISTING CONTROLS - TO BE REMOVED W/ PLANT UPGRADE
INDICATES FULL HEIGHT LOAD BEARING WALL, TYP
EXISTING WINDOWS w/ SOLAR CURTAIN AND 12" CONCRETE WALL - TO BE REMOVED. INFILL WALL OPENING w/ INSULATED 16" CAVITY MASONRY WALL.
REMODEL EXISTING TOILET ROOM FOR ADA COMPLIANCE
EXISTING WINDOWS w/ CONCRETE WALL (BEHIND) - TO REMAIN
EXISTING INTERIOR SOLAR CURTAIN - TO BE REMOVED.
EXISTING WINDOWS - TO REMAIN. REPLACE GLAZING w/ INSULATED LOW-E GLASS.
INSTALL ADA AUTOMATIC OPENER AT EACH DOOR
CONCRETE CEILING CAP - TO BE REMOVED
PLASTER CEILING CAP OVER TOILET ROOMS - TO BE REMOVED AND SUSPENDED CEILING INSTALLED
REMOVE EXISTING DOOR AND INFILL OPENING
REMODEL EXISTING TOILET ROOMS - REMOVE SHOWERS, MAKE ADA ACCESSIBLE
MODIFY CURTAIN WALL AND ADD DOOR
REMOVE EXISTING MOVABLE PARTITION. ADD FULL HEIGHT WALL.
PROVIDE SECURE VESTIBULE WITH CALL SYSTEM
ADD WALL w/ DOOR
REPAIR EXISTING DOOR WEATHERSTRIPPING
NOTE: USE INSULATED CONC. BLOCK FOR BACK-UP AS SHOWN ON DRAWINGS - SEE SPECS.
KEY PLAN
NORTH
WASTEWATER TREATMENT FACILITIES
WATER AND WASTEWATER UTILITIES
MAYVILLE, WISCONSIN
MSA
MAYVILLE WWTF
EXISTING ADMINISTRATION BUILDING
PRELIMINARY DESIGN
PROPOSED REMODELING
#00052021
DATE: 4/11/2023
PROJECT NO 10788.0
FILE NO A-36537
SHEET NO A1.1
ADMINISTRATION BUILDING