

CITY OF MAYVILLE

**WATER UTILITY
&
WASTEWATER UTILITY**

JULY 5, 2023



**WATER & WASTEWATER COMMISSION
REGULAR MEETING AGENDA - REVISED**

Wednesday, July 5th, 2023- 4:00 PM

City Hall

*Date change due to holiday.

AGENDA

(A Quorum of Council Members May be Present)

A. Call to Order and Roll Call

B. Citizens Comments

Citizen Comments are to be kept to a maximum of five minutes per speaker unless the chairperson allows an extension of time. Each citizen is to make comments at the podium after stating name and address. Each citizen may comment only one time per public hearing / meeting.

C. Approve Consent Agenda.

a. Minutes of June 6, 2023 Commission Meeting

b. Water Utility Bills

c. Wastewater Utility Bills

D. Discussion and possible action regarding water rate application performed by Baker Tilly.

E. Discussion and possible action regarding new library impact and connection fees.

F. Discussion and possible action regarding deficiencies discovered by Water Tower Clean & Coat during annual inspection.

G. Discussion and possible action regarding water main placement in parcel 25112162422038 on N High Street.

H. Discussion and possible action regarding regular meeting date and time for Water & Wastewater Commission.

I. Water Report.

a. Well & Distribution System Report/Discussion

J. Wastewater Report.

a. Sewer System Report/Discussion

K. Adjournment.

Next scheduled meeting is August 1, 2023; 4:00 PM at Mayville City Hall.

Burt Bushke
Commission President

NOTE: Persons with disabilities requiring special accommodations for attendance at the meeting should contact City Hall at least one (1) business day prior to the meeting This agenda was posted and made available to the news media in compliance with the open meeting law.

WATER/WASTEWATER MINUTES

JUNE 6, 2023

The meeting was called to order at 4:00 p.m. by Commissioner Bushke with the following roll call:

Members Present: Commissioners Engel, Buschke, Pasbrig, Lodahl and Frings, Alderperson's Roger Smith
4:15 pm

Members Absent: Alderperson Neumann

Others Present: Nichole DeBaker, Courtney Steger, Bethany Ryers of Baker Tilly. Greg Gunderson of MSA
4:05

CITIZIN COMMENTS

None

CONSENT AGENDA

Motion by Commissioner Frings second by Commissioner Engel to approve the consent agendas for May 2, 2023. Motion passed 5-0.

DISCUSSION AND POSSIBLE ACTION REGARDING RESOLUTION 0001-2023 FOR APPROVAL OF COMPLIANCE MAINTENANCE ANNUAL REPORT (CMAR).

CMAR had all A's for its scoring.

Motion by Commissioner Frings second by Commissioner Pasbrig to pass Resolution 0001-2023. Motion passed 5-0.

PRESENTATION AND DISCUSSION OF 2022 AUDIT BY BETHANY RYERS OF BAKERTILLY.

Bethany Ryers presents the 2022 Audit Results. Included in the audit insight Bethany pointed out they are required by auditing standards to do a risk assessment and review procedures and controls. As in the past and with utilities your size it's common you have a material weakness in regards to financial reporting and segregation of duties because you don't have the funds for more employees. Revenues have stayed the same, expenses have gone up steadily. Expenses have gone up due to fuel and power. Unrestricted funds are healthy, healthy cash reserve in both water and sewer.

DISCUSSION AND POSSIBLE ACTION REGARDING NEW LIBRARY IMPACT AND CONNECTION FEES.

Discussion held regarding Library Impact and Connection Fees. There's not really anything categorically on how to charge for Library fees.

Motion by Commissioner Frings second by Commissioner Pasbrig to table until next meeting what the cost would be with subtracting the basement square footage. Motion passed 6-0.

WATER REPORT

Asphalt Specialists will be here Wednesday for patches for both water and sewer.

Submitted 'intent to apply' applications for Metalcraft water loop, Alley St, Muzzy & Allen, and water systems have all been approved by the DNR for safe drinking water loan programs.

Water tower inspections are now required every year rather than every 5 by the DNR. Our most recent recognized deficiencies in a sidewall vent at Clark St. State code repairs run \$4500 and replacement \$9500. Replacing the safety climbing cable was also noted running around \$8500.

The last date for lead water service replacements is June 30th. We have been tagging doors, calling residents, and completing inspections to ensure none were missed. We have not found any additional lead water services.

We met in late May for a preconstruction meeting for Well #4 and C.D. Smith has started staging the work area. Teardown will begin this week.

We were selected by the EPA to run some additional sampling. They will send kits and pay all shipping.

The low-income state program has generated over \$7,000 in bill payments to the utility to date.

WASTEWATER REPORT

After our DNR laboratory audit last month our auditor nominated Mike for lab of the year through the DNR.

The Moraine Park intern we had taken in has completed all of his requirements through the utility.

Transition to youth parenthood.

Utilities assisted the DNR and other city departments with river clean-up from an oil spill on 6/1 and 6/5. Bills are being submitted for all time and materials.

Changed time and date of Water/ Wastewater Meeting

ADJOURNMENT

Motion by Commissioner Lodahl, second by Commissioner Frings to adjourn at 4:52p.m. Motion passed unanimously.

Nichole DeBaker, Utility Accountant

CITY OF MAYVILLE

**SUMMARY OF CASH POSITION BY FUND
AS OF MAY 31, 2023**

	THIS MONTH	LAST MONTH	CHANGE
(60) WATER FUND			
TREASURER'S CHECKING	2,462,320.94	2,453,443.27	8,877.67
INVESTMENTS-AMERICAN 15 MO CD	.00	.00	.00
INVESTMENTS-WU CD	.00	.00	.00
INVESTMENTS-DEBT SERVICE RESER	.00	.00	.00
INVESTMENTS-DS RESERVE MSB	.00	.00	.00
INVESTMENTS-DS RESERVE MSB MM	.00	.00	.00
INVESTMENTS-STATE FUNDS #14	.00	.00	.00
INVESTMENTS-STATE FUNDS #2	.00	.00	.00
INVESTMENTS-BANKONE ASSET MGMT	.00	.00	.00
TSB-WATER UTILITY MONEY MARKET	653,356.21	650,813.58	2,542.63
INVESTMENTS-STATE FUNDS #4	.00	.00	.00
INVESTMENTS-RESERVED	.00	.00	.00
TSB-WATER REDEMPTION MONEY MAR	62,790.45	62,790.45	.00
TSB-WATER IMPACT FEES MONEY MA	1,173.25	1,168.68	4.57
M&I WATER REDEMPTION CD	.00	.00	.00
FBB-WATER UTILITY CD	.00	.00	.00
FBB-WATER DEPRECIATION CD	.00	.00	.00
TSB-WATER DEPRECIATION MM	198,888.93	198,114.92	774.01
M&I-WATER CD	.00	.00	.00
MSB-WATER UTILITY CD	.00	.00	.00
PETTY CASH & CHANGE BOX	175.00	175.00	.00
CASH RECEIPTS CLEARING	1,250.20	1,250.20	.00
ADVANCE TO WASTEWATER UTILITY	.00	.00	.00
TOTAL (60) WATER FUND	3,379,954.98	3,367,756.10	12,198.88
(61) SEWER FUND			
TREASURER'S CHECKING	902,966.97	843,131.08	59,835.89
INVESTMENTS-BANKONE ASSET MGMT	.00	.00	.00
TSB-SEWER REPLACEMENT MM	1,194,404.75	1,189,756.55	4,648.20
INVESTMENTS-STATE FUNDS #10	.00	.00	.00
INVESTMENTS-STATE FUNDS #3	.00	.00	.00
TSB-SEWER RESERVE MONEY MARKET	1,130.74	1,126.34	4.40
INVESTMENTS-STATE FUNDS #5	.00	.00	.00
SEWER UTILITY RESERVE CD	.00	.00	.00
TSB-SEWER UTILITY MONEY MARKET	346,122.55	344,775.56	1,346.99
FBB-SEWER UTILITY CD	.00	.00	.00
FBB-SEWER DEPRECIATION CD	.00	.00	.00
INVESTMENTS-STATE FUNDS #9	.00	.00	.00
FBB-SEWER REDEMPTION CD	.00	.00	.00
FBB-SEWER CONNECTIONS CD	.00	.00	.00
TSB-SEWER DEPRECIATON MM	.00	.00	.00
TSB-SEWER REDEMPTION MONEY MM	65,172.44	64,918.81	253.63
TSB-SEWER CONNECTIONS MM	191,288.01	190,543.58	744.43
PETTY CASH & CHANGE BOX	175.00	175.00	.00
TOTAL (61) SEWER FUND	2,701,260.46	2,634,426.92	66,833.54
TOTAL CASH - ALL FUNDS	6,081,215.44	6,002,183.02	79,032.42

CITY OF MAYVILLE
 REVENUES WITH COMPARISON TO BUDGET
 FOR THE 5 MONTHS ENDING MAY 31, 2023

(61) SEWER FUND

	PERIOD ACTUA	YTD ACTUAL	BUDGET	UNEARNED	PCNT
PUBLIC CHARGES FOR SERVICES					
61-46410-65-011-631	582.20	2,588.77	5,965.00	3,376.23	43.4
61-46410-65-021-622	57,043.29	282,608.08	705,031.00	422,422.92	40.1
61-46410-65-022-622	16,102.25	85,296.53	196,119.00	110,822.47	43.5
61-46410-65-023-622	34,253.04	165,976.31	463,008.00	297,031.69	35.9
61-46410-65-024-622	3,056.82	13,025.64	32,337.00	19,311.36	40.3
61-46410-65-025-624	5,217.40	30,770.07	62,974.00	32,203.93	48.9
61-46410-65-026-635	.00	.00	1,200.00	1,200.00	.0
61-46410-65-027-635	11,829.60	11,829.60	11,829.00	.60	100.0
TOTAL PUBLIC CHARGES FOR SERVI	128,084.60	592,095.00	1,478,463.00	886,368.00	40.1
INTEREST INCOME & MISC					
61-48110-66-000-419	6,997.65	31,105.52	8,907.00	(22,198.52)	349.2
TOTAL INTEREST INCOME & MISC	6,997.65	31,105.52	8,907.00	(22,198.52)	349.2
TOTAL FUND REVENUE	135,082.25	623,200.52	1,487,370.00	864,169.48	41.9

CITY OF MAYVILLE
 EXPENDITURES WITH COMPARISON TO BUDGET
 FOR THE 5 MONTHS ENDING MAY 31, 2023

(61) SEWER FUND

	PERIOD ACTUA	YTD ACTUAL	BUDGET	UNEXPENDED	PCNT
61-53610-65-102-840	952.40	5,238.20	11,290.00	6,051.80	46.4
BILL/COLLECT/ACCTG -WAGES					
61-53610-65-102-842	642.15	3,489.63	6,695.00	3,205.37	52.1
METER READING-WAGES					
61-53610-65-305-840	345.34	1,909.96	3,510.00	1,600.04	54.4
BILL/COLLECT/ACCTG-POSTAGE					
61-53610-65-314-840	.00	.00	1,500.00	1,500.00	.0
BILL/COLLECT/ACCT-SUPPLIES OFF					
TOTAL CUSTOMER ACCT EXP	1,939.89	10,637.79	22,995.00	12,357.21	46.3

CITY OF MAYVILLE
EXPENDITURES WITH COMPARISON TO BUDGET
FOR THE 5 MONTHS ENDING MAY 31, 2023

(61) SEWER FUND

	PERIOD ACTUA	YTD ACTUAL	BUDGET	UNEXPENDED	PCNT
61-53610-66-101-850	2,800.80	15,404.39	33,606.00	18,201.61	45.8
61-53610-66-102-850	952.40	5,268.20	11,290.00	6,021.80	46.7
61-53610-66-102-856	1,327.25	6,017.69	10,468.00	4,450.31	57.5
61-53610-66-201-854	1,338.83	6,930.32	22,344.00	15,413.68	31.0
61-53610-66-203-854	1,210.57	6,183.05	15,220.00	9,036.95	40.6
61-53610-66-204-854	3,530.31	18,747.83	52,654.00	33,906.17	35.6
61-53610-66-205-854	15.17	93.87	526.00	432.13	17.9
61-53610-66-206-856	26.37	26.37	500.00	473.63	5.3
61-53610-66-208-854	207.60	1,106.90	3,739.00	2,632.10	29.6
61-53610-66-210-854	31.21	166.14	542.00	375.86	30.7
61-53610-66-211-854	.00	471.99	5,600.00	5,128.01	8.4
61-53610-66-212-856	.00	.00	920.00	920.00	.0
61-53610-66-213-854	178.64	1,040.97	8,104.00	7,063.03	12.9
61-53610-66-214-854	.00	4,451.05	9,200.00	4,748.95	48.4
61-53610-66-218-854	72.25	371.01	750.00	378.99	49.5
61-53610-66-280-854	.00	66.48	220.00	153.52	30.2
61-53610-66-302-856	.00	.00	250.00	250.00	.0
61-53610-66-303-856	.00	457.70	601.00	143.30	76.2
61-53610-66-304-851	8.72	124.87	700.00	575.13	17.8
61-53610-66-305-851	.00	104.88	628.00	523.12	16.7
61-53610-66-306-856	.00	.00	80.00	80.00	.0
61-53610-66-310-851	47.85	47.85	200.00	152.15	23.9
61-53610-66-313-403	.00	.00	436,000.00	436,000.00	.0
61-53610-66-314-851	243.37	1,386.57	700.00	686.57	198.1
61-53610-66-315-852	.00	96.25	1,200.00	1,103.75	8.0
61-53610-66-316-852	4,966.50	25,819.28	18,500.00	7,319.28	139.6
61-53610-66-317-852	.00	.00	24,500.00	24,500.00	.0
61-53610-66-317-856	.00	62.00	400.00	338.00	15.5
61-53610-66-327-851	55.39	2,443.33	7,000.00	4,556.67	34.9
61-53610-66-334-853	897.53	7,142.41	12,260.00	5,117.59	58.3
61-53610-66-335-853	229.60	1,827.12	3,624.00	1,796.88	50.4
61-53610-66-336-853	.00	1,011.60	2,060.00	1,048.40	49.1
61-53610-66-352-852	250.00	500.00	5,000.00	4,500.00	10.0
61-53610-66-353-427	.00	15,594.30	32,500.00	16,905.70	48.0
61-53610-66-387-854	704.64	3,830.43	7,189.00	3,358.57	53.3

CITY OF MAYVILLE
 EXPENDITURES WITH COMPARISON TO BUDGET
 FOR THE 5 MONTHS ENDING MAY 31, 2023

(61) SEWER FUND

	PERIOD ACTUA	YTD ACTUAL	BUDGET	UNEXPENDED	PCNT
61-53610-66-902-852	.00	.00	6,500.00	6,500.00	.0
TOTAL ADMIN & GENERAL EXP	19,095.00	126,794.85	735,575.00	608,780.15	17.2
61-53610-67-102-820	945.68	5,839.76	22,618.00	16,778.24	25.8
61-53610-67-102-828	217.94	400.04	3,450.00	3,049.96	11.6
61-53610-67-103-820	263.93	2,081.32	6,077.00	3,995.68	34.3
61-53610-67-107-820	465.00	2,855.00	7,433.00	4,578.00	38.4
61-53610-67-303-827	4,447.06	4,447.06	4,500.00	52.94	98.8
61-53610-67-317-827	.00	.00	2,516.00	2,516.00	.0
61-53610-67-319-827	15,168.20	67,730.59	207,396.00	139,665.41	32.7
61-53610-67-322-827	367.59	1,912.77	4,738.00	2,825.23	40.4
61-53610-67-323-822	10,333.13	54,362.00	108,733.00	54,371.00	50.0
61-53610-67-324-827	1,795.71	25,216.83	42,756.00	17,539.17	59.0
61-53610-67-325-827	417.27	2,058.61	10,950.00	8,891.39	18.8
61-53610-67-331-828	1,126.37	1,195.34	2,114.00	918.66	56.5
61-53610-67-364-824	.00	40,998.30	73,500.00	32,501.70	55.8
61-53610-67-386-828	129.95	1,325.20	2,746.00	1,420.80	48.3
TOTAL OPERATING EXPENSE	35,677.83	210,422.82	499,527.00	289,104.18	42.1

CITY OF MAYVILLE
 EXPENDITURES WITH COMPARISON TO BUDGET
 FOR THE 5 MONTHS ENDING MAY 31, 2023

(61) SEWER FUND

	PERIOD ACTUA	YTD ACTUAL	BUDGET	UNEXPENDED	PCNT
61-53610-68-102-831	343.30	4,001.31	6,480.00	2,478.69	61.8
61-53610-68-102-832	816.67	5,087.30	4,510.00	(577.30)	112.8
61-53610-68-102-833	3,155.15	14,371.39	23,089.00	8,717.61	62.2
61-53610-68-102-834	840.67	4,408.58	9,539.00	5,130.42	46.2
61-53610-68-103-831	.00	18.38	.00	(18.38)	.0
61-53610-68-103-832	90.48	253.63	315.00	61.37	80.5
61-53610-68-103-833	.00	53.26	489.00	435.74	10.9
61-53610-68-317-831	.00	.00	3,500.00	3,500.00	.0
61-53610-68-317-832	3,492.56	14,032.25	12,500.00	(1,532.25)	112.3
61-53610-68-317-834	573.04	5,432.36	14,284.00	8,851.64	38.0
61-53610-68-319-833	.00	1,937.25	16,080.00	14,142.75	12.1
61-53610-68-321-834	459.74	1,194.12	2,425.00	1,230.88	49.2
61-53610-68-325-831	.00	2,565.27	10,246.00	7,680.73	25.0
61-53610-68-325-834	178.25	646.91	5,223.00	4,576.09	12.4
61-53610-68-327-833	.00	504.65	6,400.00	5,895.35	7.9
61-53610-68-359-832	4,855.42	7,077.20	1,575.00	(5,502.20)	449.4
61-53610-68-412-835	.00	.00	1,500.00	1,500.00	.0
61-53610-68-414-831	4,022.50	63,375.64	12,800.00	(50,575.64)	495.1
TOTAL MAINTENANCE EXPENSE	18,827.78	124,959.50	130,955.00	5,995.50	95.4
61-53610-69-102-820	4,136.21	22,565.30	47,660.00	25,094.70	47.4
61-53610-69-103-820	11.31	130.01	600.00	469.99	21.7
61-53610-69-317-827	355.33	6,492.94	7,408.00	915.06	87.7
61-53610-69-383-827	1,046.46	3,108.36	5,900.00	2,791.64	52.7
TOTAL LAB EXPENSES	5,549.31	32,296.61	61,568.00	29,271.39	52.5
TOTAL FUND EXPENDITURES	81,089.81	505,111.57	1,450,620.00	945,508.43	34.8
NET REVENUE OVER EXPENDITURES	53,992.44	118,088.95	36,750.00	(81,338.95)	321.3

CITY OF MAYVILLE
REVENUES WITH COMPARISON TO BUDGET
FOR THE 5 MONTHS ENDING MAY 31, 2023

(60) WATER FUND

	PERIOD ACTUA	YTD ACTUAL	BUDGET	UNEARNED	PCNT
PUBLIC CHARGES FOR SERVICES					
60-46450-64-000-415	.00	640.03	780.00	139.97	82.1
60-46450-65-001-470	479.40	2,110.89	4,738.00	2,627.11	44.6
60-46450-65-011-461	36,303.25	180,895.08	463,765.00	282,869.92	39.0
60-46450-65-012-461	6,150.92	31,405.87	75,581.00	44,175.13	41.6
60-46450-65-013-461	10,496.83	53,735.95	211,216.00	157,480.05	25.4
60-46450-65-014-462	2,947.99	14,739.95	35,376.00	20,636.05	41.7
60-46450-65-015-461	3,533.74	18,663.10	42,333.00	23,669.90	44.1
60-46450-65-015-463	30,845.89	153,791.85	355,374.00	201,582.15	43.3
60-46450-65-016-464	1,291.19	6,485.77	15,268.00	8,782.23	42.5
60-46450-65-017-474	.00	80.00	6,300.00	6,220.00	1.3
60-46450-65-018-474	120.00	330.00	1,200.00	870.00	27.5
60-46450-65-020-471	.00	138.48	.00	(138.48)	.0
TOTAL PUBLIC CHARGES FOR SERVI	92,169.21	463,016.97	1,211,931.00	748,914.03	38.2
INTEREST INCOME & MISC					
60-48110-66-000-419	3,321.21	15,331.34	3,000.00	(12,331.34)	511.0
60-48400-66-000-474	4,742.50	4,742.50	.00	(4,742.50)	.0
60-48900-66-000-421	4,665.00	4,665.00	46,650.00	41,985.00	10.0
TOTAL INTEREST INCOME & MISC	12,728.71	24,738.84	49,650.00	24,911.16	49.8
TOTAL FUND REVENUE	104,897.92	487,755.81	1,261,581.00	773,825.19	38.7

CITY OF MAYVILLE
EXPENDITURES WITH COMPARISON TO BUDGET
FOR THE 5 MONTHS ENDING MAY 31, 2023

(60) WATER FUND

	PERIOD ACTUA	YTD ACTUAL	BUDGET	UNEXPENDED	PCNT
60-53800-61-102-600	1,541.96	8,063.41	15,809.00	7,745.59	51.0
60-53800-61-102-605	1,289.47	4,087.56	5,658.00	1,570.44	72.2
60-53800-61-103-600	177.21	1,153.26	3,318.00	2,164.74	34.8
60-53800-61-103-605	.00	.00	106.00	106.00	.0
60-53800-61-319-605	.00	.00	1,500.00	1,500.00	.0
60-53800-61-325-605	105.00	203.65	100.00	(103.65)	203.7
TOTAL SOURCE OF SUPPLY	3,113.64	13,507.88	26,491.00	12,983.12	51.0
60-53800-62-102-620	953.52	4,933.21	8,340.00	3,406.79	59.2
60-53800-62-102-625	271.44	518.40	1,031.00	512.60	50.3
60-53800-62-103-620	.00	.00	202.00	202.00	.0
60-53800-62-317-625	6,829.99	55,194.18	53,275.00	(1,919.18)	103.6
60-53800-62-323-622	4,918.57	26,651.70	51,732.00	25,080.30	51.5
60-53800-62-324-622	474.17	5,943.74	7,432.00	1,488.26	80.0
TOTAL PUMPING EXPENSE	13,447.69	93,241.23	122,012.00	28,770.77	76.4
60-53800-63-102-630	598.95	6,035.32	11,755.00	5,719.68	51.3
60-53800-63-102-635	60.32	627.20	1,362.00	734.80	46.1
60-53800-63-103-630	.00	.00	200.00	200.00	.0
60-53800-63-317-635	1,130.17	5,914.05	4,150.00	(1,764.05)	142.5
60-53800-63-325-632	89.20	185.90	2,000.00	1,814.10	9.3
60-53800-63-327-635	421.10	462.65	3,200.00	2,737.35	14.5
60-53800-63-364-631	.00	4,404.08	14,645.00	10,240.92	30.1
60-53800-63-371-631	.00	1,295.66	5,665.00	4,369.34	22.9
TOTAL WATER TREATMENT	2,299.74	18,924.86	42,977.00	24,052.14	44.0

CITY OF MAYVILLE
EXPENDITURES WITH COMPARISON TO BUDGET
FOR THE 5 MONTHS ENDING MAY 31, 2023

(60) WATER FUND

	PERIOD ACTUA	YTD ACTUAL	BUDGET	UNEXPENDED	PCNT
60-53800-64-102-640	2,466.11	9,957.89	30,369.00	20,411.11	32.8
60-53800-64-102-650	60.16	239.83	1,175.00	935.17	20.4
60-53800-64-102-651	244.37	1,068.13	2,905.00	1,836.87	36.8
60-53800-64-102-652	90.48	554.88	2,955.00	2,400.12	18.8
60-53800-64-102-653	60.33	3,847.52	5,391.00	1,543.48	71.4
60-53800-64-102-654	114.65	222.31	313.00	90.69	71.0
60-53800-64-103-640	.00	88.76	700.00	611.24	12.7
60-53800-64-103-650	.00	.00	107.00	107.00	.0
60-53800-64-103-651	.00	447.34	1,128.00	680.66	39.7
60-53800-64-103-652	.00	120.64	905.00	784.36	13.3
60-53800-64-107-640	520.00	3,010.00	7,433.00	4,423.00	40.5
60-53800-64-317-650	.00	1,000.00	.00	(1,000.00)	.0
60-53800-64-319-641	3,566.00	8,089.50	24,496.00	16,406.50	33.0
60-53800-64-322-641	1,708.15	7,522.11	12,213.00	4,690.89	61.6
60-53800-64-325-641	32.37	1,031.09	2,268.00	1,236.91	45.5
60-53800-64-410-651	6,169.00	25,382.04	73,076.00	47,693.96	34.7
60-53800-64-411-652	294.41	5,451.61	24,000.00	18,548.39	22.7
60-53800-64-412-653	.00	59.66	6,000.00	5,940.34	1.0
60-53800-64-413-654	23,989.00	24,437.95	16,500.00	(7,937.95)	148.1
TOTAL TRANS & DISTRIBTN	39,315.03	92,531.26	211,934.00	119,402.74	43.7
60-53800-65-102-901	.00	180.96	1,477.00	1,296.04	12.3
60-53800-65-102-902	952.40	5,238.20	11,290.00	6,051.80	46.4
60-53800-65-305-903	345.34	1,909.95	5,200.00	3,290.05	36.7
60-53800-65-314-903	.00	.00	1,500.00	1,500.00	.0
60-53800-65-381-904	.00	.00	300.00	300.00	.0
TOTAL CUSTOMER ACCT EXP	1,297.74	7,329.11	19,767.00	12,437.89	37.1

CITY OF MAYVILLE
EXPENDITURES WITH COMPARISON TO BUDGET
FOR THE 5 MONTHS ENDING MAY 31, 2023

(60) WATER FUND

	PERIOD ACTUA	YTD ACTUAL	BUDGET	UNEXPENDED	PCNT
60-53800-66-101-920	2,800.81	15,404.42	33,607.00	18,202.58	45.8
60-53800-66-102-920	952.40	5,238.20	11,426.00	6,187.80	45.8
60-53800-66-102-930	895.76	2,393.14	5,257.00	2,863.86	45.5
60-53800-66-102-933	30.00	126.32	242.00	115.68	52.2
60-53800-66-102-935	560.97	2,780.61	7,717.00	4,936.39	36.0
60-53800-66-103-930	.00	.00	33.00	33.00	.0
60-53800-66-201-408	1,110.02	5,310.30	14,500.00	9,189.70	36.6
60-53800-66-203-926	963.07	4,740.82	11,989.00	7,248.18	39.5
60-53800-66-204-926	4,160.74	19,707.42	58,259.00	38,551.58	33.8
60-53800-66-205-926	35.68	160.38	488.00	327.62	32.9
60-53800-66-206-930	.00	.00	125.00	125.00	.0
60-53800-66-208-926	233.19	1,097.05	2,532.00	1,434.95	43.3
60-53800-66-210-926	34.01	159.96	369.00	209.04	43.4
60-53800-66-211-926	334.95	1,224.96	1,866.00	641.04	65.7
60-53800-66-212-930	.00	.00	920.00	920.00	.0
60-53800-66-213-926	331.76	1,716.80	3,305.00	1,588.20	52.0
60-53800-66-214-926	44.66	1,733.62	4,032.00	2,298.38	43.0
60-53800-66-218-926	57.04	272.92	964.00	681.08	28.6
60-53800-66-280-926	.00	66.48	176.00	109.52	37.8
60-53800-66-302-930	.00	898.00	600.00	(298.00)	149.7
60-53800-66-303-930	26.38	286.79	1,000.00	713.21	28.7
60-53800-66-304-921	8.72	124.87	700.00	575.13	17.8
60-53800-66-305-921	.00	104.88	518.00	413.12	20.3
60-53800-66-306-930	.00	.00	100.00	100.00	.0
60-53800-66-310-930	.00	933.08	1,500.00	566.92	62.2
60-53800-66-313-403	.00	.00	255,000.00	255,000.00	.0
60-53800-66-313-404	.00	.00	28,250.00	28,250.00	.0
60-53800-66-314-921	90.70	1,233.89	957.00	(276.89)	128.9
60-53800-66-315-923	.00	533.75	1,200.00	666.25	44.5
60-53800-66-316-923	4,966.50	25,849.28	18,500.00	(7,349.28)	139.7
60-53800-66-317-923	193.66	593.46	2,500.00	1,906.54	23.7
60-53800-66-317-930	.00	62.00	1,000.00	938.00	6.2
60-53800-66-319-923	.00	105.00	1,200.00	1,095.00	8.8
60-53800-66-319-935	131.33	605.29	2,500.00	1,894.71	24.2
60-53800-66-321-935	364.05	927.30	2,300.00	1,372.70	40.3

CITY OF MAYVILLE
 EXPENDITURES WITH COMPARISON TO BUDGET
 FOR THE 5 MONTHS ENDING MAY 31, 2023

(60) WATER FUND

	PERIOD ACTUA	YTD ACTUAL	BUDGET	UNEXPENDED	PCNT
60-53800-66-325-935	83.94	693.96	3,100.00	2,406.04	22.4
60-53800-66-327-921	55.39	2,443.32	7,000.00	4,556.68	34.9
60-53800-66-331-933	26.97	1,006.64	1,800.00	793.36	55.9
60-53800-66-334-924	509.00	4,050.51	9,636.00	5,585.49	42.0
60-53800-66-335-933	115.89	922.21	2,196.00	1,273.79	42.0
60-53800-66-336-924	145.39	1,156.99	2,750.00	1,593.01	42.1
60-53800-66-341-428	.00	.00	12,250.00	12,250.00	.0
60-53800-66-353-427	.00	20,135.15	35,000.00	14,864.85	57.5
60-53800-66-354-456	.00	640.03	.00	(640.03)	.0
60-53800-66-386-933	67.28	851.93	3,171.00	2,319.07	26.9
60-53800-66-387-924	559.25	3,685.03	8,499.00	4,813.97	43.4
60-53800-66-392-408	.00	.00	200,000.00	200,000.00	.0
60-53800-66-902-935	.00	.00	6,500.00	6,500.00	.0
TOTAL ADMIN & GENERAL	19,889.51	129,976.76	767,524.00	637,547.24	16.9
TOTAL FUND EXPENDITURES	79,363.35	355,511.10	1,190,705.00	835,193.90	29.9
NET REVENUE OVER EXPENDITURES	25,534.57	132,244.71	70,876.00	(61,368.71)	186.6

Vendor Name	Description	Invoice Number	Invoice Date	Amount Paid	Voided
61-17005-00-000-183 PRELIMINARY SURVEY					
MSA PROFESSIONAL SERVICES IN	FACILITIES PLANNING	R00052021.0-14	06/09/2023	1,370.00	
Total 61-17005-00-000-183 PRELIMINARY SURVEY:				1,370.00	
61-53610-66-316-852 OUTSIDE SERV ACCOUNTING/AUDIT					
BAKER TILLY US LLP	FINANCAL STMNT AUDIT	BT2446025	05/30/2023	950.00	
Total 61-53610-66-316-852 OUTSIDE SERV ACCOUNTING/AUDIT:				950.00	
61-53610-66-327-851 OFFICE - SUPPLIES EQUIPMENT					
BADGER METER INC	BECON MBL HOSTING SERV UNIT WW	80129625	05/30/2023	43.64	
JAMES IMAGING SYSTEMS INC	WATER DEPT C300I -2	1326378	06/12/2023	3.63	
Total 61-53610-66-327-851 OFFICE - SUPPLIES EQUIPMENT:				47.27	
61-53610-66-334-853 INSURANCE BUILDINGS					
EMC INSURANCE COMPANIES	WW PROPERTY	7000813648	06/05/2023	1,246.93	
Total 61-53610-66-334-853 INSURANCE BUILDINGS:				1,246.93	
61-53610-66-335-853 INSURANCE VEHICLES					
EMC INSURANCE COMPANIES	WW VEHICLES	7000813648	06/05/2023	318.98	
Total 61-53610-66-335-853 INSURANCE VEHICLES:				318.98	
61-53610-66-387-854 PENSION/BENEFIT WKRS COMP INS					
EMC INSURANCE COMPANIES	WW PUBLIC LIABILITY	7000813648	06/05/2023	201.99	
EMC INSURANCE COMPANIES	WW WORKERS COMP	7000813648	06/05/2023	624.13	
Total 61-53610-66-387-854 PENSION/BENEFIT WKRS COMP INS:				826.12	
61-53610-67-319-827 OTH OPER CONTRACTED SLUDGE					
BADGER STATE WASTE LLC	SLUDGE HAULING	3930	06/06/2023	17,164.80	
Total 61-53610-67-319-827 OTH OPER CONTRACTED SLUDGE:				17,164.80	
61-53610-67-325-827 OTH OPER - SUPPLIES OPERATING					
US CELLULAR CORPORATION	#320040129 UTILITY-WW	0583100252	05/26/2023	32.37	
Total 61-53610-67-325-827 OTH OPER - SUPPLIES OPERATING:				32.37	
61-53610-67-331-828 TRANSPORT SUPPLIES VEHICLES					
AMAZON CAPITAL SERVICES	SUPPLIES UTILITIES	1HPR-DRV1-G3XR	06/04/2023	82.19	
Total 61-53610-67-331-828 TRANSPORT SUPPLIES VEHICLES:				82.19	
61-53610-67-386-828 TRANSPORT EXP SUPPLIES GAS/OIL					
KWIK TRIP INC	#272441 SEWER GAS CHARGES	MAY 2023	06/13/2023	135.12	
Total 61-53610-67-386-828 TRANSPORT EXP SUPPLIES GAS/OIL:				135.12	
61-53610-68-317-832 COLLECT SYS PUMP EQUIP PROF					
SABEL MECHANICAL LLC	GOLF VIEW IMPELLER	230342	05/25/2023	822.25	
INTERSTATE POWER SYSTEMS	LK LIFT GENERATOR	R041041844:01	06/16/2023	1,075.09	
INTERSTATE POWER SYSTEMS	DAYTON LIFT GENERATOR	R041041845:01	06/16/2023	964.99	
INTERSTATE POWER SYSTEMS	GOLF VIEW LIFT GENERATOR	R041041846:01	06/16/2023	731.22	
INTERSTATE POWER SYSTEMS	WWTP GENERATOR	R041041847:01	06/16/2023	1,315.79	

Vendor Name	Description	Invoice Number	Invoice Date	Amount Paid	Voided
INTERSTATE POWER SYSTEMS	WELL #5/ 4TH GENERATOR	R041041848:01	06/16/2023	537.53	
INTERSTATE POWER SYSTEMS	WOOL GENERATOR	R041041850:01	06/16/2023	815.01	
Total 61-53610-68-317-832 COLLECT SYS PUMP EQUIP PROF:				6,261.88	
61-53610-68-317-834 MAINT GEN PLANT PROF SERV					
TRUE VALUE HOME & HARDWARE	SUPPLIES	MAY 2023	05/31/2023	19.94	
GREGG MARTIN INSTRUMENT LLC	WWTP BFP	44165	05/16/2023	713.40	
Total 61-53610-68-317-834 MAINT GEN PLANT PROF SERV:				733.34	
61-53610-68-325-834 MAINT GEN PLANT OPER SUPPLY					
SUNSET HILL SCREEN PRINTING L	UTILITY SAFETY CLOTHING	212	04/05/2023	98.25	
AMAZON CAPITAL SERVICES	SUPPLIES UTILITIES	1WJW-CMLK-DY9P	05/31/2023	25.68	
Total 61-53610-68-325-834 MAINT GEN PLANT OPER SUPPLY:				123.93	
61-53610-68-359-832 COLL SYS PUMP EQUIP MAINT OTH					
DARYL J TONN PEST CONTROL LL	PEST CONTROL - GENERAL PLANT-WW	JUNE 2023	06/09/2023	95.00	
Total 61-53610-68-359-832 COLL SYS PUMP EQUIP MAINT OTH:				95.00	
61-53610-69-317-827 LAB PROFESSIONAL SERV					
CULLIGAN WATER CONDITIONING	REPLACE PRE FILTER AND CARBON	191001	05/31/2023	161.50	
NORTHERN LAKE SERVICE INC	INDUSTRIAL MERCURY	2308039	06/07/2023	429.25	
Total 61-53610-69-317-827 LAB PROFESSIONAL SERV:				590.75	
61-53610-69-383-827 LAB SUPPLIES					
USA BLUE BOOK	P TNT	INV00013189	05/16/2023	872.30	
USA BLUE BOOK	AMMONIA TNT	INV00024059	05/26/2023	416.75	
Total 61-53610-69-383-827 LAB SUPPLIES:				1,289.05	
Grand Totals:				31,267.73	

Vendor Name	Description	Invoice Number	Invoice Date	Amount Paid	Voided
60-17005-00-000-183 PRELIMINARY SURVEY					
MADDEN LAW GROUP	SDW LOAN WELL #4 PRELIMINARY	13923	05/24/2023	141.50	
Total 60-17005-00-000-183 PRELIMINARY SURVEY:				141.50	
60-18005-00-100-107 CONSTRUCTION WORK IN PROGRESS					
TOWN & COUNTRY ENGINEERING I	WELL #4 TASK ORDER #2	25356	06/08/2023	6,568.35	
Total 60-18005-00-100-107 CONSTRUCTION WORK IN PROGRESS:				6,568.35	
60-53800-61-319-605 SOURCE-MAINT-CONTRACTED SRVC					
GREGG MARTIN INSTRUMENT LLC	WATER BFP	44165	05/16/2023	237.80	
Total 60-53800-61-319-605 SOURCE-MAINT-CONTRACTED SRVC:				237.80	
60-53800-62-317-625 PUMP-MAINT PLANT-OTHER PROF					
TRUE VALUE HOME & HARDWARE	PICK	MAY 2023	05/31/2023	1.23	
INTERSTATE POWER SYSTEMS	WELL #5/ 4TH GENERATOR	R041041848:01	06/16/2023	537.54	
Total 60-53800-62-317-625 PUMP-MAINT PLANT-OTHER PROF:				538.77	
60-53800-63-364-631 TREAT-CHEM-CHLORINE					
MARTELLE WATER TREATMENT IN	CHLORINE	25162	05/23/2023	1,441.34	
Total 60-53800-63-364-631 TREAT-CHEM-CHLORINE:				1,441.34	
60-53800-64-319-641 TRANS-OPER-CONTRACTED SERVICES					
HYDRO CORP	CC INSP COMM	72460-IN	05/30/2023	1,084.00	
HYDRO CORP	CC INSPECTIONS RES	72659-IN	05/30/2023	699.00	
Total 60-53800-64-319-641 TRANS-OPER-CONTRACTED SERVICES:				1,783.00	
60-53800-64-325-641 TRANS-OPERATING-SUPPLIES					
US CELLULAR CORPORATION	#320040129 UTILITY-W	0583100252	05/26/2023	32.38	
Total 60-53800-64-325-641 TRANS-OPERATING-SUPPLIES:				32.38	
60-53800-64-413-654 TRANS-MAINT HYDRANTS-REPAIRS					
WISCONSIN HYDRANT REPAIR LLC	HYDRANT REPAIR	23106	06/07/2023	825.99	
WISCONSIN HYDRANT REPAIR LLC	MARY EXT/ KOLKS HYDRANT ROD	23129	06/19/2023	305.00	
Total 60-53800-64-413-654 TRANS-MAINT HYDRANTS-REPAIRS:				1,130.99	
60-53800-66-303-930 ADM/GEN-REGISTRATION FEES					
WISCONSIN DEPT OF NATURAL RE	2022 WATER USE FEES, OWNER #3690	WU102880	05/15/2023	125.00	
Total 60-53800-66-303-930 ADM/GEN-REGISTRATION FEES:				125.00	
60-53800-66-310-930 ADM/GEN-PUBLICATION NOTICES					
MULTI MEDIA CHANNELS LLC	WASTEWATER FACILITY PLAN	IN133488	05/28/2023	124.41	
MULTI MEDIA CHANNELS LLC	WASTEWATER FACILITY PLAN	IN135822	06/04/2023	124.41	
Total 60-53800-66-310-930 ADM/GEN-PUBLICATION NOTICES:				248.82	
60-53800-66-316-923 ADM/GEN-ACCOUNTING/AUDIT					
BAKER TILLY US LLP	FINANCAL STMTNT AUDIT	BT2446025	05/30/2023	950.00	

Vendor Name	Description	Invoice Number	Invoice Date	Amount Paid	Voided
Total 60-53800-66-316-923 ADM/GEN-ACCOUNTING/AUDIT:				950.00	
60-53800-66-317-930 ADM/GEN-PROFESSIONAL SERVICES					
BAKER TILLY US LLP	PSC PREPARATION	BT2446025	05/30/2023	2,100.00	
Total 60-53800-66-317-930 ADM/GEN-PROFESSIONAL SERVICES:				2,100.00	
60-53800-66-325-935 ADM/GEN-MAINT GEN-SUPPLIES					
TRUE VALUE HOME & HARDWARE	SUPPLIES	MAY 2023	05/31/2023	25.36	
HORICON HARDWARE HANK	Compression Spring	1249437	05/10/2023	2.15	
SUNSET HILL SCREEN PRINTING L	UTILITY SAFETY CLOTHING W	212	04/05/2023	98.25	
AMAZON CAPITAL SERVICES	SUPPLIES UTILITIES	1WJW-CMLK-DY9P	05/31/2023	25.68	
Total 60-53800-66-325-935 ADM/GEN-MAINT GEN-SUPPLIES:				151.44	
60-53800-66-327-921 ADM/GEN-OFFICE SUPPLIES-EQUIP					
BADGER METER INC	BECON MBL HOSTING SERV UNIT W	80129625	05/30/2023	43.64	
JAMES IMAGING SYSTEMS INC	WATER DEPT C300I - 1	1326378	06/12/2023	3.63	
Total 60-53800-66-327-921 ADM/GEN-OFFICE SUPPLIES-EQUIP:				47.27	
60-53800-66-331-933 ADM/GEN-SUPPLIES VEHICLES					
AMAZON CAPITAL SERVICES	SUPPLIES UTILITIES	1HPR-DRV1-G3XR	06/04/2023	82.19	
Total 60-53800-66-331-933 ADM/GEN-SUPPLIES VEHICLES:				82.19	
60-53800-66-334-924 INSURANCE BUILDINGS					
EMC INSURANCE COMPANIES	WATER PROPERTY	7000813648	06/05/2023	707.14	
Total 60-53800-66-334-924 INSURANCE BUILDINGS:				707.14	
60-53800-66-335-933 INSURANCE-VEHICLES					
EMC INSURANCE COMPANIES	WATER VEHICLES	7000813648	06/05/2023	161.00	
Total 60-53800-66-335-933 INSURANCE-VEHICLES:				161.00	
60-53800-66-336-924 INSURANCE PUBLIC LIABILITY					
EMC INSURANCE COMPANIES	WATER PUBLIC LIABILITY	7000813648	06/05/2023	201.99	
Total 60-53800-66-336-924 INSURANCE PUBLIC LIABILITY:				201.99	
60-53800-66-386-933 ADM/GEN-SUPPLIES GAS/OIL/ETC					
KWIK TRIP INC	#272441 WATER GAS CHARGES	MAY 2023	06/13/2023	37.96	
Total 60-53800-66-386-933 ADM/GEN-SUPPLIES GAS/OIL/ETC:				37.96	
60-53800-66-387-924 INSURANCE-WORKERS COMP					
EMC INSURANCE COMPANIES	WATER WORKERS COMP	7000813648	06/05/2023	624.13	
Total 60-53800-66-387-924 INSURANCE-WORKERS COMP:				624.13	
Grand Totals:				17,311.07	

Courtney Steger

From: Froh, Robert <rfroh@geo-logic.com>
Sent: Tuesday, June 13, 2023 8:21 PM
To: Courtney Steger
Subject: RE: Library and Dayton St Apartments
Attachments: Library SF.png

Hi Courtney,

Basement is 17,170 see attachment
The Dayton st apts I believe he wants done by end of July. GOOD LUCK!!

Robert Froh

Building Inspector/Zoning Administrator



Kunkel Engineering Group

a Geo-Logic Company

107 Parallel Street

Beaver Dam, WI 53916

Office: (920)356-9447 | Direct: (920)382-6202

rfroh@kunkelengineering.com or rfroh@geo-logic.com

www.kunkelengineering.com | www.geo-logic.com

From: Courtney Steger <csteger@mayvillecity.com>
Sent: Tuesday, June 13, 2023 3:47 PM
To: Froh, Robert <rfroh@geo-logic.com>
Subject: Library and Dayton St Apartments

Hi Rob,

Two questions- do you know the library basement square footage?

Also, due you know the expected construction timeline on the apartments on Dayton?

Courtney Steger

Utilities Director







Phone: 920-387-7906 ext 1223

csteger@mayvillecity.com



CAUTION: This email originated from outside the organization. Do not click links or open attachments unless you recognize the sender and know the content is safe.

KEY PLAN

 DENOTES EXIT
 DENOTES ACCESSIBLE ENTRANCE
 DENOTES 1-HOUR EXIT OR SHAFT ENCLOSURE
 DENOTES EXIT ACCESS TRAVEL DISTANCE
 DENOTES ROOM OCCUPANT LOAD (SEE PLAN)
 DENOTES FIRE EXTINGUISHER LOCATION

BUILDING CODE REVIEW (WISCONSIN ENROLLED 2016)

FLOOR AREAS:

FIRST FLOOR: 17,800 S.F.
 BASEMENT: 17,100 S.F.
 TOTAL PROJECT AREA: 34,900 S.F.

309.4(2)(a) 1:

A-3 LIBRARY & COMMUNITY HALLS)
 S-3 (STORAGE LOW-HAZARD)
 1 FIRST FLOOR ACCESSORY USE

TABLE 504.5:

60'-0" (A TYPE VS. SPRINKLERED)
 36'-11" (B-SLOPE OF CLERESTORY ROOF)

TABLE 504.4:

2 STORES - (A) TYPE VS. SPRINKLERED)
 1 STORY

TABLE 508.2:

24,000 SF - (A-3) TYPE VS. SPRINKLERED
 16,000 SF

TABLE 502:

0 HOURS - (TYPE VS > 10' FROM PROPERTY LINE)

502.5:

VB

TABLE 501:

0 HOURS (All Building Elements) - A

505:

FULLY SPRINKLERED

505.1:

A OCC. MINIMUM REQUIREMENTS:
 11,250 S.F. MAX. PER FIRE EXTINGUISHER
 75'-0" MAX TRAVEL DISTANCE TO EACH

1004:

FIRST FLOOR:	282
BASEMENT:	208
TOTAL:	490

1005.1:

FIRST FLR. REQUIRED:	66" (282 Occ. x .7)
FIRST FLR. PROVIDED:	14"
BASEMENT REQUIRED:	62" (208 Occ. x .7)
BASEMENT PROVIDED:	72"

1006.6:

AREA OF REFUGE

NOT REQUIRED PER IRC 1006.3. EXCEPTION #5 (FULLY SPRINKLERED BLDG.)

TABLE 1017.2:

250' (A OCCUPANCY, SPRINKLERED)

Item E

HEM E

City of Mayville Connection Fees

Type of Development	REU Conversion	Units of Development	Unit Fee
<i>Residential</i>			
Single Family	1.000	per home	\$ 1240.00
Duplex or 3 Family	0.840	per side or unit	\$ 1041.60
Apartments	0.530	per unit	\$ 657.20
Condominium	0.530	per unit	\$ 657.20
Senior Housing	0.360	per unit	\$ 446.40
Mobile Home	1.000	per home	\$ 1240.00
<i>Institutional</i>			
CBRF	0.250	per bed	\$ 310.00
Church	1.000		\$ 1240.00
Hospital	0.750	per bed	\$ 930.00
Nursing Home	0.400	per bed	\$ 496.00
Schools			
w/o meals and showers	0.040	per student	\$ 49.60
with meals	0.060	per student	\$ 74.40
with showers	0.060	per student	\$ 74.40
with meals & showers	0.080	per student	\$ 99.20
<i>Commercial</i>			
Auto Repair	1.000		\$ 1240.00
Bar	0.025	per bar seat	\$ 31.00
Beauty Parlor	0.400	per station	\$ 496.00
Bowling Alley	0.330	per lane	\$ 409.20
with bar	0.600	per lane	\$ 744.00
Car Wash			
automatic	10.000	per store	\$ 12400.00
self serve	0.500	per stall	\$ 620.00
Convenience Store	2.500	per store	\$ 3100.00
Dentist	0.300	per staff	\$ 372.00
Doctor	0.300	per staff	\$ 372.00
Funeral Home	1.000	per store	\$ 1240.00
Greenhouse	1.000	per store	\$ 1240.00
Hotel/Motel	0.250	per room	\$ 310.00
Laundromat	1.000	per washing machine	\$ 1240.00
Restaurant	0.080	per seat	\$ 99.20
24 hour	0.060	per seat	\$ 74.40
Banquet Hall	0.050	per seat	\$ 62.00
Drive In	0.040	per seat	\$ 49.60
With Bar	0.100	per seat	\$ 124.00
Retail Store	0.300	per 100 sq. ft.	\$ 409.20
Service Station			
w/o car wash	1.000	per store	\$ 1240.00
Shopping Center	0.250	per 100 sq. ft.	\$ 310.00
Small Business, Offices	0.330	per 100 sq. ft.	\$ 409.20
Supermarket	0.250	per 100 sq. ft.	\$ 310.00
<i>Industrial</i>			
Manufacturing			
domestic waste	0.08	per employee	\$ 99.2
process waste	to be determined 1 Unit per 0.63 lb. loading over 0.5 pounds		
<i>Residential Meter Multiplier for Industry</i>			
1 inch meter	1.2 x 2 x \$1240.00 =		\$ 2976
1 1/4 inch meter	1.35 x 2 x \$1240.00 =		\$ 3348
1 1/2 inch meter	1.51 x 2 x \$1240.00 =		\$ 3744.8
2 inch meter	1.89 x 2 x \$1240.00 =		\$ 4687.2
2 1/2 inch meter	2.47 x 2 x \$1240.00 =		\$ 6125.6
3 inch meter	2.79 x 2 x \$1240.00 =		\$ 6919.2
4 inch meter	4.07 x 2 x \$1240.00 =		\$ 10093.6
6 inch meter	7.26 x 2 x \$1240.00 =		\$ 18004.8
8 inch meter	11.1 x 2 x \$1240.00 =		\$ 27528
10 inch meter	16.22 x 2 x \$1240.00 =		\$ 40225.6
12 inch meter	21.33 x 2 x \$1240.00 =		\$ 52898.4

Item F

Water Tower Clean and Coat, Inc.

W11822 Reynold Rd.
Lodi, WI 53555
Phone: 608-234-8932
Fax: 608-592-7574
Prepared by: Sam Paque



Customer

Tim Gutjahr
City of Mayville, WI

DESCRIPTION	Quantity	AMOUNT
Option 1: Modify the current vent on the tank so the sideall windshield comes down further to block the screened openings of the vent. An 8 inch piece of rolled steel should be added to the sidewall and painted to match the existing.	1	4,500.00
Option 2: Upgrade to a new DNR Compliant Stainless Steel Vent and removal of the old.	1	9,500.00
*WTCC will need to pursue a DNR plan approval before the work can be performed		
Subtotal		
Other		\$0.00
TOTAL Due		

TERMS AND CONDITIONS

1. Customer will be billed after work is completed.
2. Please fax, email or mail the signed quote to the address above

Customer Acceptance (sign below):

x _____
Print Name:

Sam Paque, 608-234-8932, sam@watertowermixingsystems.com
Thank You For Your Business!

Item F

Water Tower Clean and Coat, Inc.

W11822 Reynold Rd.

Lodi, WI 53555

Phone: 608-234-8932

Fax: 608-592-7574

Prepared by: Sam Paque



Customer

Tim Gutjahr

Mayville, WI

DESCRIPTION	Quantity	AMOUNT
Installation of DBI-Sala Cable Climb Safety System. The system will be comprised of brackets, cable, cable guides, and a cable climber. The price includes all parts and Labor to remove old safety rail system and install the new cable system.	1	8,500.00
Subtotal		\$8,500.00
Other		\$0.00
TOTAL Due		\$8,500.00

TERMS AND CONDITIONS

- Customer will be billed after work is completed.
- Please fax, email or mail the signed quote to the address above

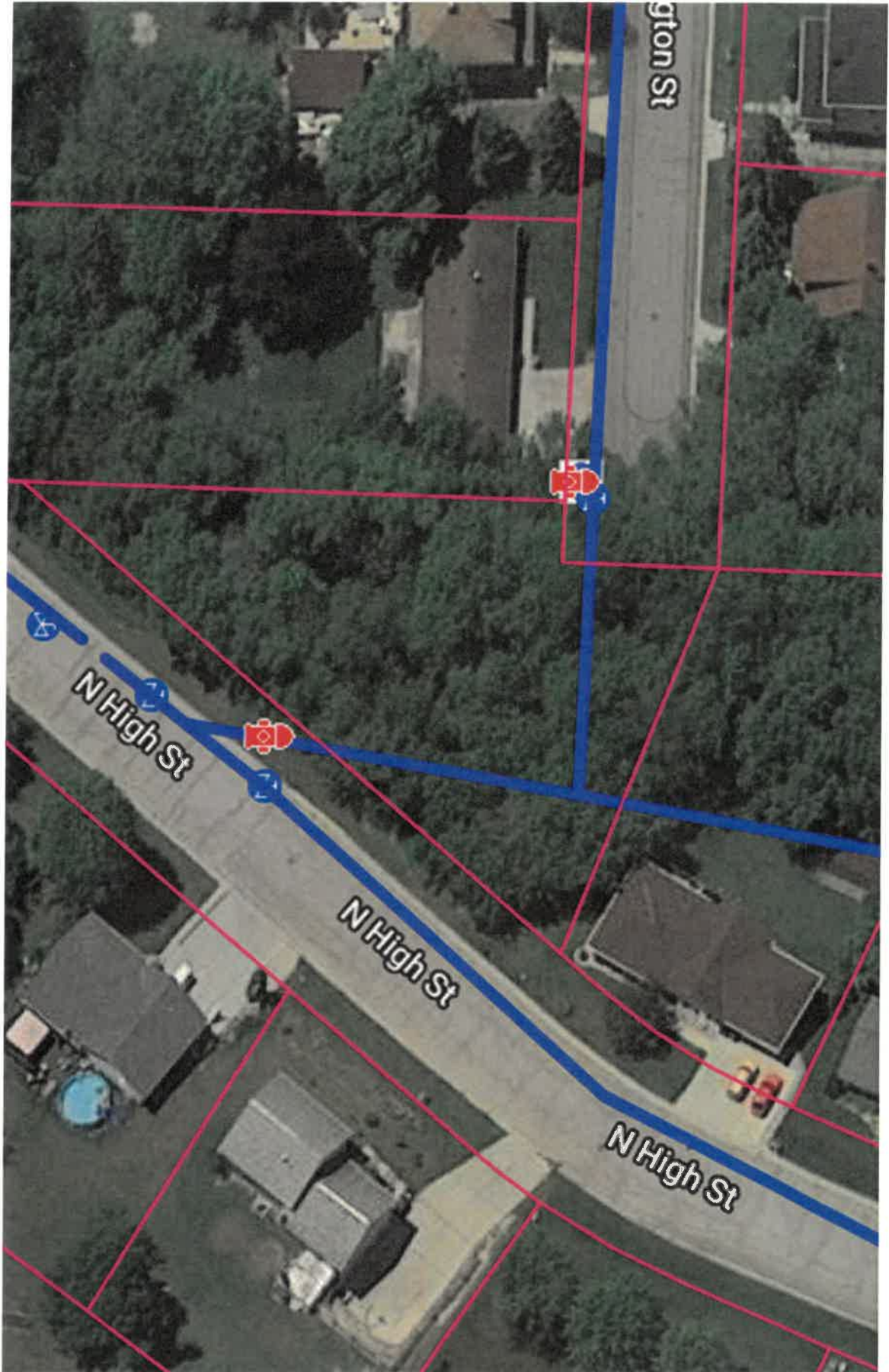
Customer Acceptance (sign below):

x _____

Print Name:

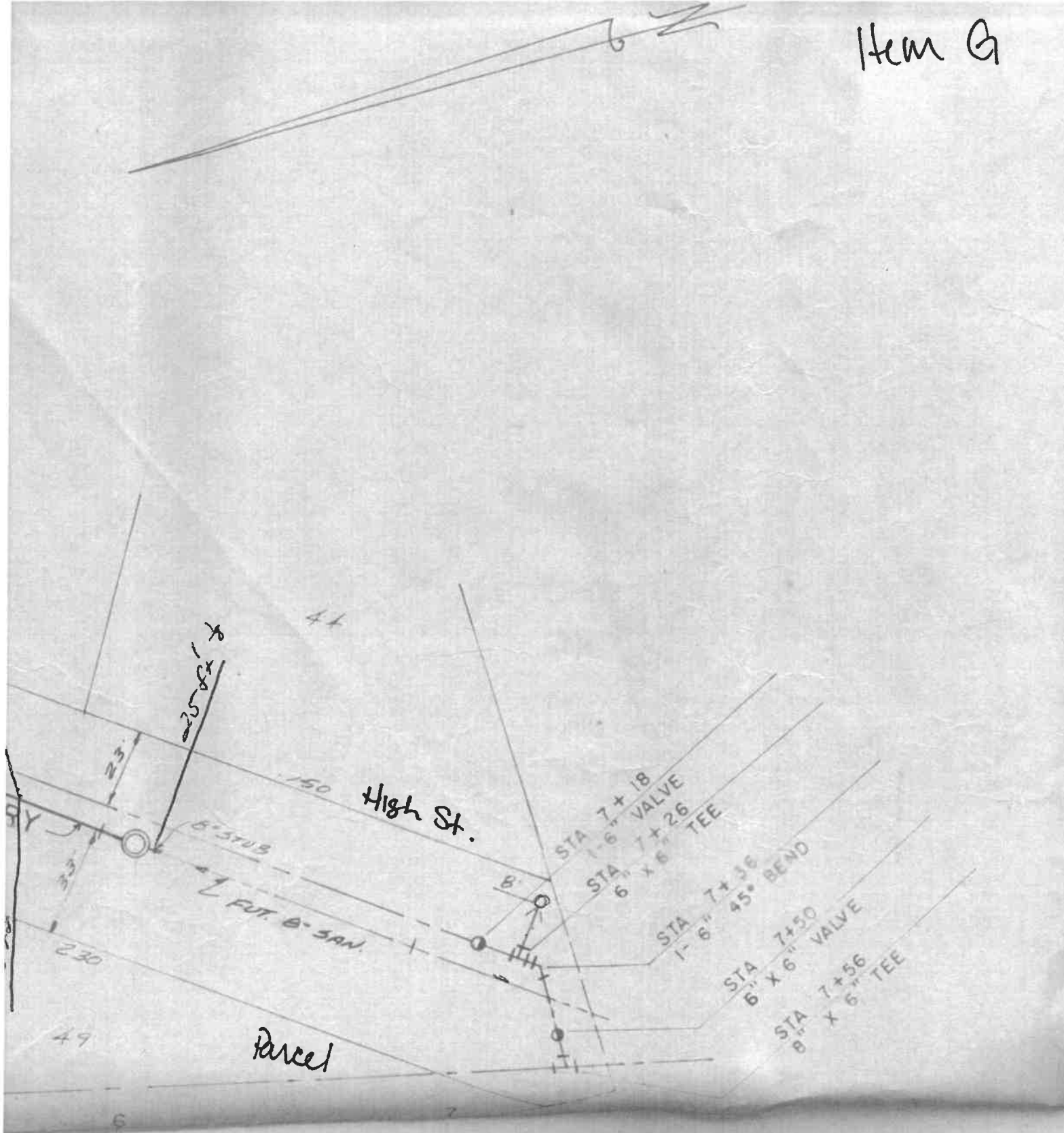
Sam Paque, 608-234-8932, sam@watertowermixingsystems.com

Thank You For Your Business!



10 m. 4.

Item G

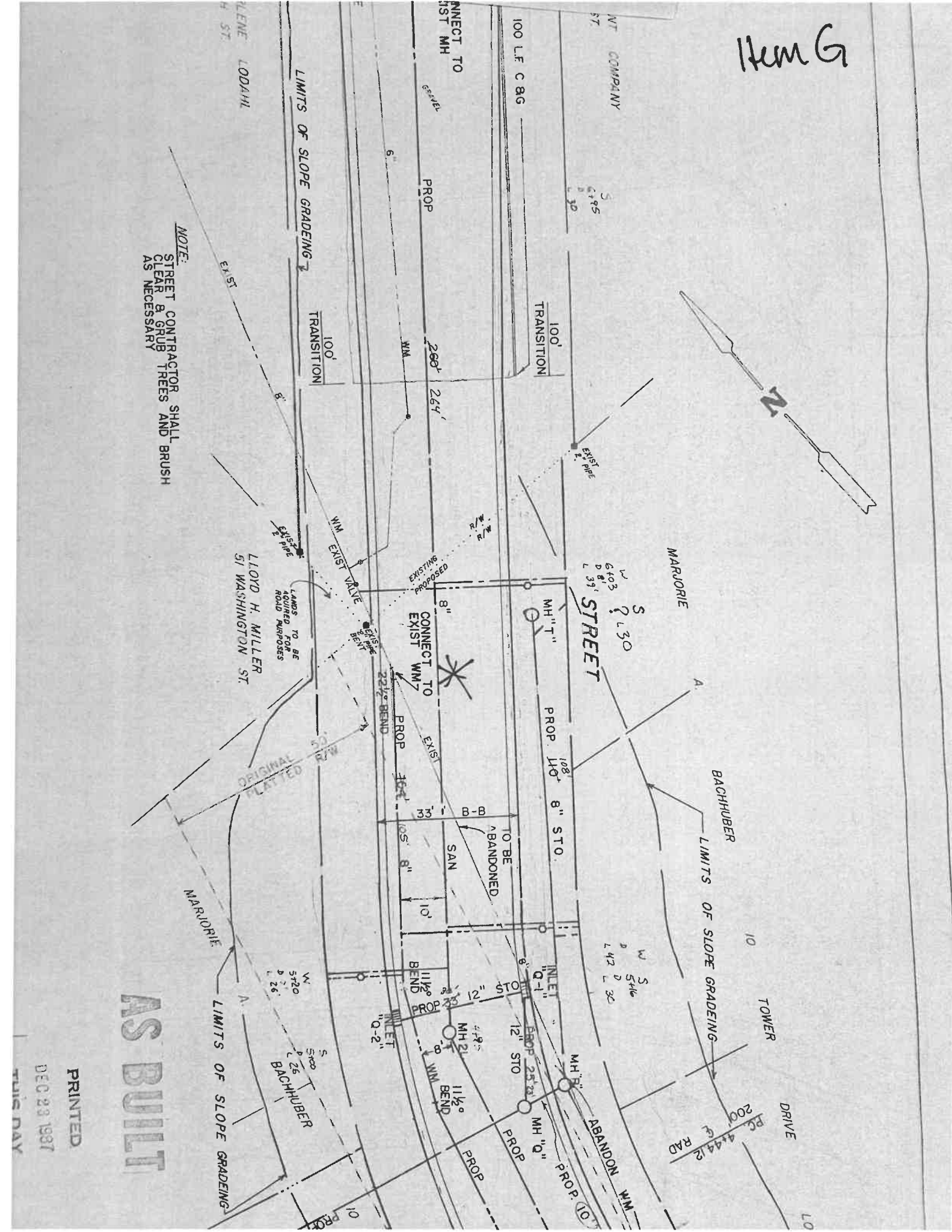
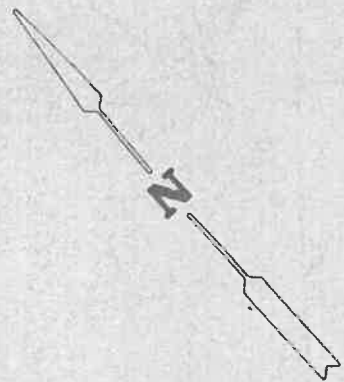


From B

18 April

18 April

Item G



NOTE:
STREET CONTRACTOR SHALL
CLEAR & GRUB TREES AND BRUSH
AS NECESSARY

LANDS TO BE
ACQUIRED FOR
ROAD PURPOSES
LLOYD H. MILLER
51 WASHINGTON ST.

AS BUILT

PRINTED

DEC 23 1987

TUESDAY

2 May

.

• • •

Item G

69
4/23/83 3-5 AM

Keith H. Lodahl and Darlene
Lodahl, his wife, hereinafter
referred to as the Grantee.

Nov 1983 at 1:00 P.M.
and recorded in Vol. 385
of Records Page 133
Roger E. Hill
REGISTERED OF DEEDS, DODGE CO.

Dodge County.

STORCK LAW OFFICE
116 South Main Street
Mayville, WI 53050

Yes (Print No):

at 49 Terrace East Subdivision in the
Dodge County, Wisconsin.

Except the City of Mayville receives a 10 foot easement
for the maintenance, repair and replacement of all
water and sewer mains and laterals currently located
on said described real estate. It is agreed that in
the event the grantee or their assigns desire to move
said water or sewer mains or laterals, the City of
Mayville will cooperate in regards to the moving of
said main and laterals. The entire cost of moving
said main and laterals including any cost incurred
by the City of Mayville, shall be paid by the grantees
or their assigns.

This deed is being returned on insert & date.
Deponent \$ 663156
Received this 22 day of
Nov 1983 at 4:46 A.M.
Recorded in Vol. 576
of Records Page 135
Roger E. Hill
REGISTERED OF DEEDS, DODGE CO.

The is not
(not to not) received herein.

Done this 31st day of October, 1983

BY: Margaret A. Bachhuber (SEAL)
Marjorie A. Bachhuber, Mayor
BY: Mark E. Grams (SEAL)
Mark E. Grams, Clerk

AUTHENTICATION

Signature(s) of Marjorie A. Bachhuber
and Mark E. Grams
witnessed this 21 day of October, 1983

John E. Storck
TITLE: MEMBER STATE BAR OF WISCONSIN
(if not
resided by 2 YEARS, Wis. State)

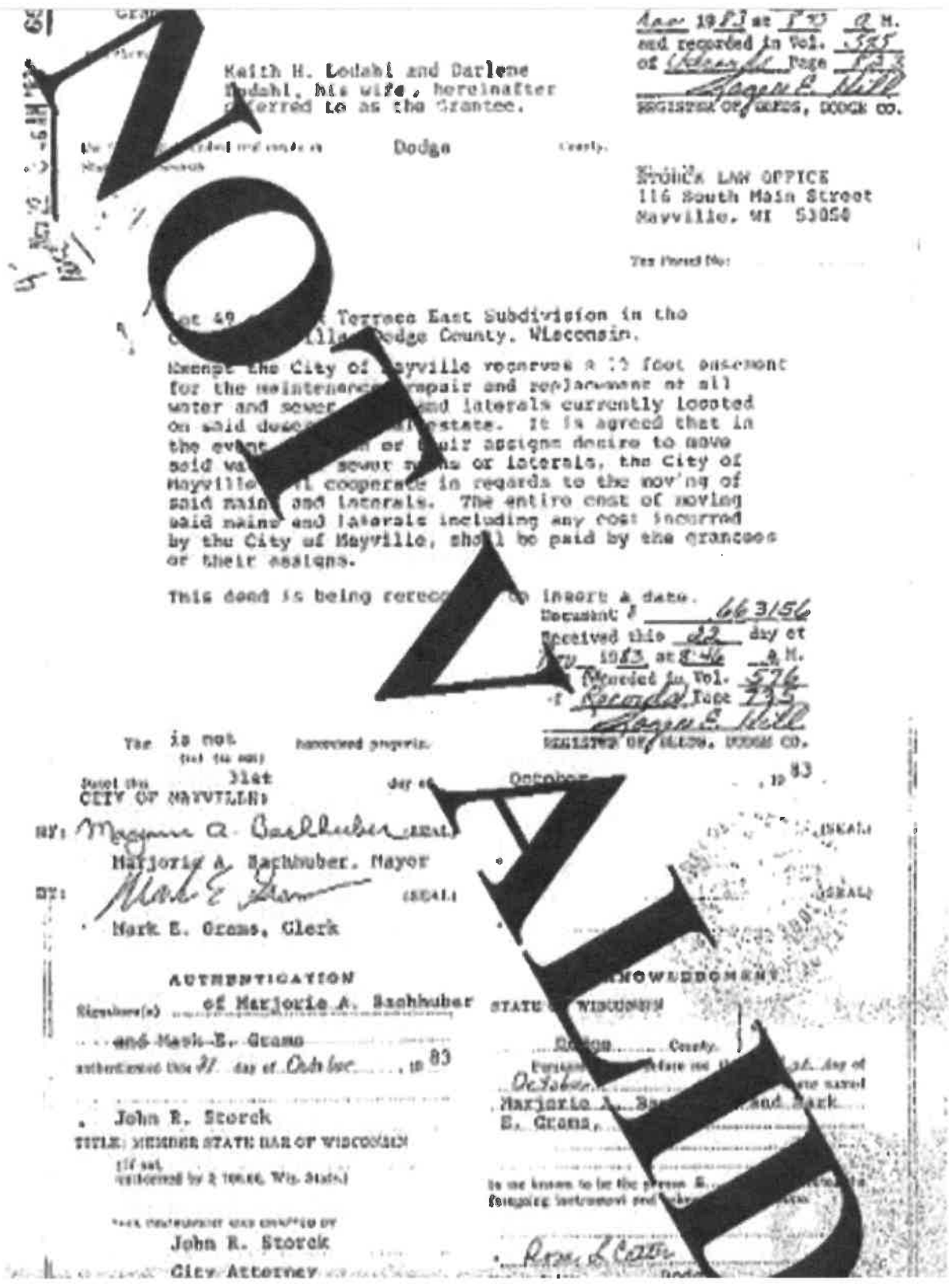
WITNESSED AND COUNTERSIGNED BY
John E. Storck
City Attorney

ACKNOWLEDGMENT

STATE OF WISCONSIN
County of Dodge
I, Marjorie A. Bachhuber and Mark
E. Grams,
do hereby acknowledge that we have signed the foregoing instrument and that we know the contents thereof and the nature and consequences of the same.

Witness my hand and seal this 21 day of October, 1983.

Roger E. Hill



2004