

PUBLIC SAFETY**JANUARY 23, 2023**

The meeting was called to order at 6:00 PM by Chair Kim Olson with the following roll call:

Attendee Name	Title	Status	Arrived
Kim Olson	Chair	Present	
Bob Smith	Aldersperson	Present	
Roger Smith	Aldersperson	Present	

Also present were Alderspersons Joseph Riese and Jack Abbott, Comptroller/Treasurer Angela Runde, and City Clerk Anastasia Gonstead.

PLEDGE OF ALLEGIANCE**APPROVAL OF MINUTES****Approve the Minutes of the November 28, 2022 Meeting**

Unanimous, 3-0.

RESULT:	APPROVED [UNANIMOUS]
MOVER:	Bob Smith, Aldersperson
SECONDER:	Kim Olson, Chair
AYES:	Olson, Smith, Smith

CITIZEN COMMENTS

None

MONTHLY EMS REPORT**Calls for Service Report**

Annual report happens in February. Finished with 1,118 calls for service, this is four (4) short of 100 calls above 2021.

Staffing Update

One resignation, the individual was hired on in Allenton. Hired two individuals. Ongoing EMS classes are a huge asset. Students were all successful in passing their practical this last weekend.

Training Update

Next meeting is the Wednesday of this meeting. They are focusing on cardiac. Relicensing is currently in progress.

MONTHLY FIRE DEPARTMENT REPORT**Equipment Update**

Chief Marx reports everything has been completed except for hose testing. There has been difficulty in locating a servicer able to do this. In the meantime, they may have to revert to the older way, of having firefighters do this testing, until they can find a vendor.

Staffing Update

On January 15, 2023 Roger Billington passed away. He had 45 years with the department. This has made some of the older firefighters reevaluate and as a result some retirements may be coming along soon. Mark will be retiring, has approximately 40 years with the department. They will be down to 19 members.

Aldersperson Olson inquired how they are in increase interest in firefighting. Chief Marx indicated that is the big questions, as it has been difficult to engage younger people to sign up and commit.

Fire Call Update

Yearly report was attached to the agenda packet. Chief Marx indicates it has been their busiest year. They also have their 2% dues audit this year. This occurs approximately every 3-4 years.

MONTHLY POLICE DEPARTMENT REPORT

Parking on Bridge Street

Lt. Johnson reports that immobile vehicles were an issue on Bridge Street. It has been taken care of at this time, but it is something they would like to prevent in the future. Possibly looking into limited time parking.

Department Update

Lt. Johnson reports they are in the process of hiring a part-time administrative assistant. They had 20 applicants and have made an offer on the position. Working toward getting her onboard/started.

Additionally, there is upcoming training for staff.

OTHER ITEMS OF DISCUSSION/POSSIBLE ACTION

Discuss with Possible Action Extending UTV/ATV Hours

Currently, there is no UTV/ATV operation between the hours of 9PM and 7AM.

Lt. Johnson reports that there have been no substantial issues with the UTV/ATVs this year. There have only been seven traffic stops since the adoption of the ordinance. Some individuals are utilizing these vehicles as a method to get to work in town, which led to the request for lengthened or removed hours. Lt. Johnson indicates there is no opposition to this from the police department.

Aldersperson Roger Smith inquired why there were limited hours to begin with. Lt. Johnson explained it was possible issue with noise during those hours. When asked how the police department would segregate the noisy UTV/ATVs from the quiet ones, he explained the officers monitoring traffic. The noise did not turn out to be the issue it was anticipated to be.

Motion made by Aldersperson Roger Smith to move this to Common Council with recommendation. Second by Aldersperson Olson. Unanimous, 3-0.

RESULT:	RECOMMENDED TO COUNCIL [UNANIMOUS]	Next: 2/13/2023 7:00 PM
MOVER:	Roger Smith, Aldersperson	
SECONDER:	Kim Olson, Chair	
AYES:	Olson, Smith, Smith	

Discuss with Possible Action Additional Street Lighting on North German Street

Nobody present to explain/discuss this matter. Jack Hurst from DPW did inform the lights are good as far as he can tell, but if they did need to do work with them, it would be done through Power and Light, the City does not own them.

Motion made to Table the matter. Unanimous, 3-0.

RESULT:	TABLED [UNANIMOUS]	Next: 2/27/2023 6:00 PM
MOVER:	Bob Smith, Alderperson	
SECONDER:	Roger Smith, Alderperson	
AYES:	Olson, Smith, Smith	

Discuss/Approve Temporary Class “B” License for St Mary's Cribbage Tournament, Event to be Held February 25, 2023, 28 Naber Street, Mayville

Approved. Unanimous, 3-0.

RESULT:	APPROVED [UNANIMOUS]
MOVER:	Bob Smith, Alderperson
SECONDER:	Kim Olson, Chair
AYES:	Olson, Smith, Smith

ADJOURNMENT


Adjournment

Adjourned at 6:23 PM. Unanimous, 3-0.

RESULT:	APPROVED [UNANIMOUS]
MOVER:	Bob Smith, Alderperson
SECONDER:	Kim Olson, Chair
AYES:	Olson, Smith, Smith

Anastasia Gonstead, City Clerk

Attachment: 01232023 PUBLIC SAFETY - MINUTES (4658 : Approval of Minutes from January 23, 2023 Meeting)

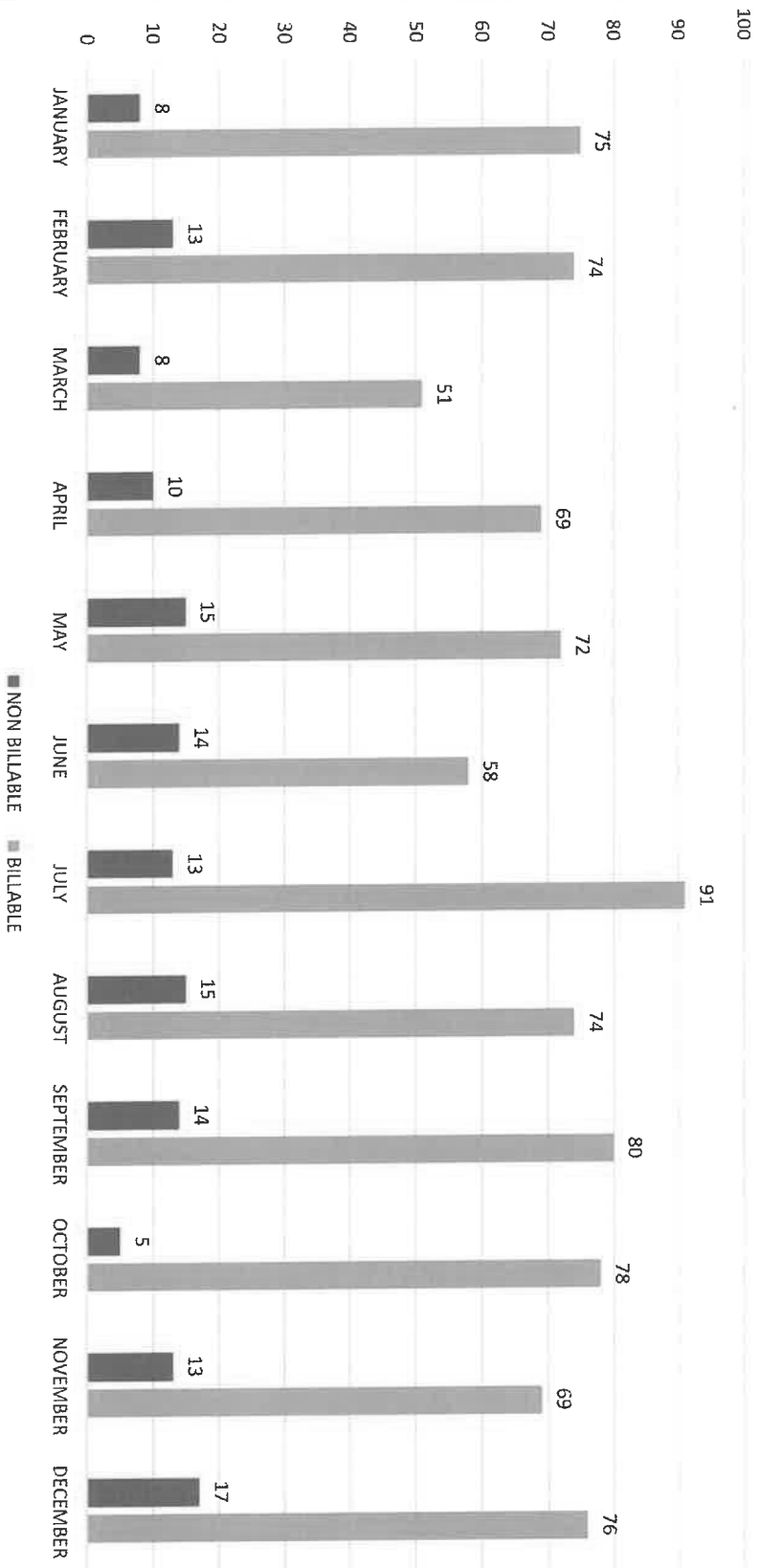


City of Mayville
2022 Annual Reports

*Reports include both EMS & AMB data

Andres Medical Billing
Attn: Meghan Bernero
11414 W Park Place Suite 107
Milwaukee, WI 53224
847-577-8877 ext 223

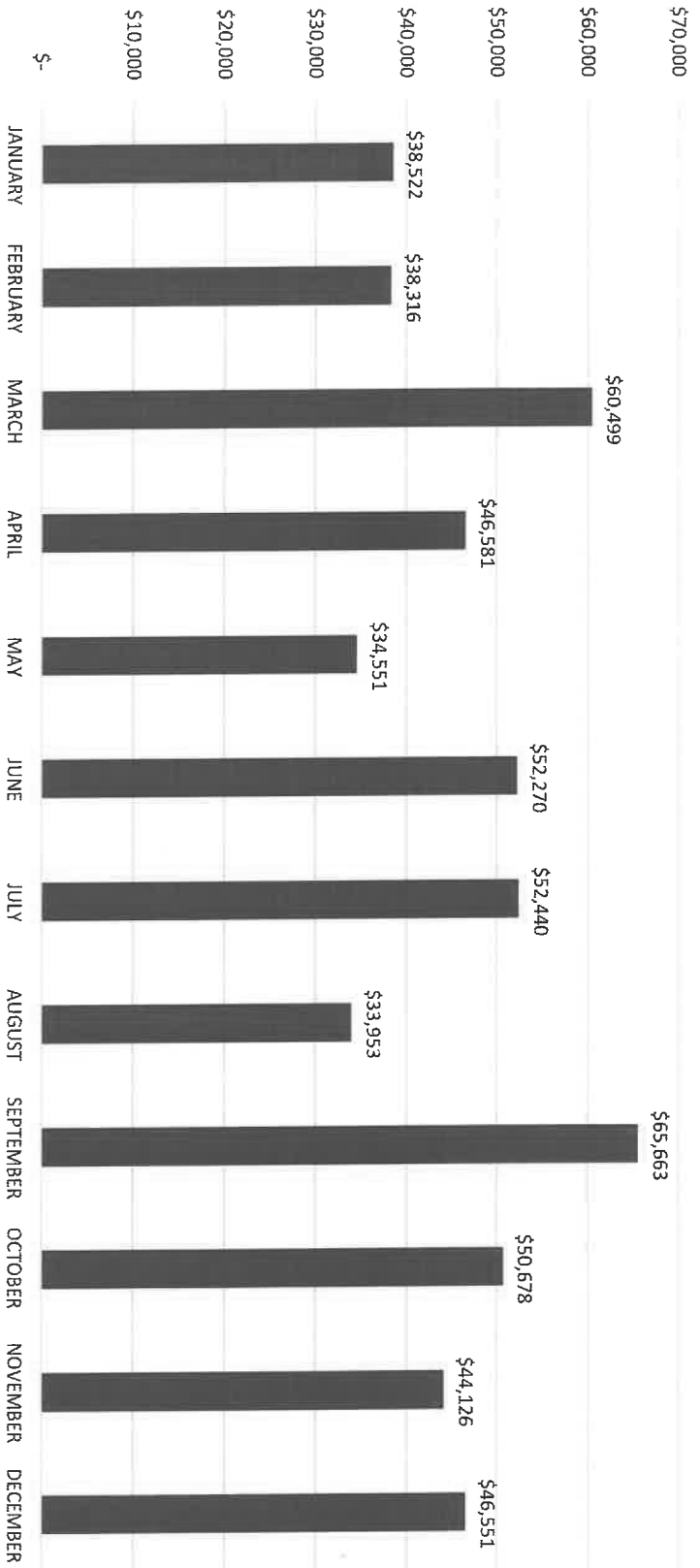
2022 Run Volume



Non Billable Runs = 145

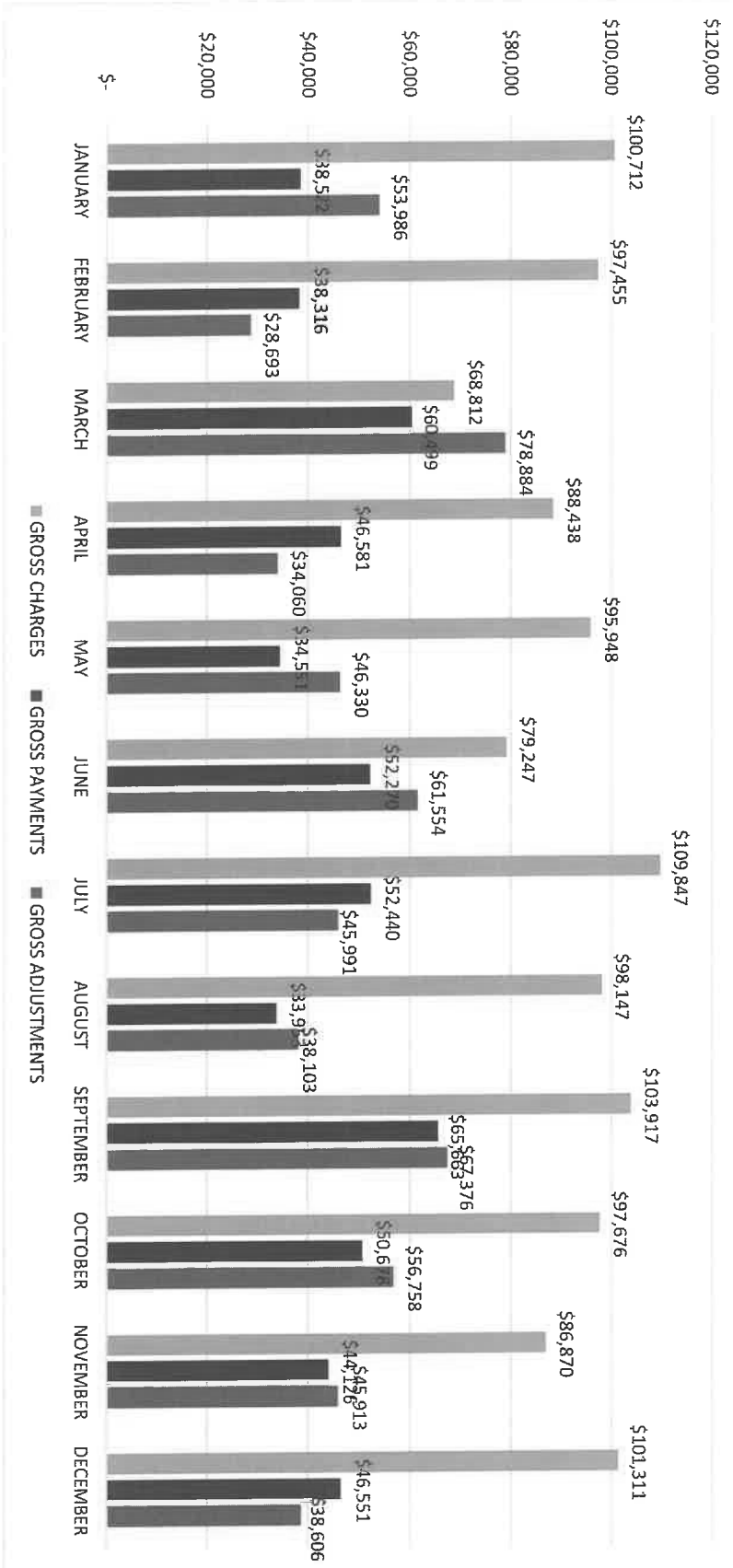
Billable Runs = 867

2022 Revenue



2022 Revenue = \$564,149.61

2022 Charges / Payments / Adjustments



Gross Charges = \$1,128,380.33

Gross Payments = \$564,149.61

Gross Adjustments = \$596,254.20

Activity Summary CITY OF MAYVILLE

Payer	# of Trips	% Trips	% Coll	Gross Charges	Write Downs	Net Charges	Rev Adj	Payments	Write Offs	Refunds	Balance	Average Collected
Auto Insurance	12	1.36%	82.75 %	7,860.50	-225.00	7,635.50	0.00	-6,778.59	0.00	556.09	1,413.00	-564.38
Facility	1	0.12%	0.00 %	986.00	0.00	986.00	0.00	0.00	0.00	0.00	986.00	0.00
Medicaid	66	7.61%	94.68 %	65,496.58	-39,074.20	26,422.38	0.00	-25,017.28	-225.00	0.00	1,180.10	-379.05
Medicaid HMO	51	5.89%	49.27 %	66,517.19	-26,096.52	40,420.67	0.00	-19,915.63	0.00	0.00	20,505.04	-390.50
Medicare	191	22.03%	81.80 %	267,129.86	-134,521.26	132,608.60	-145.03	-109,363.07	-434.50	1,094.87	23,760.87	-572.58
Medicare HMO	323	37.25%	75.55 %	440,974.76	-224,984.62	215,990.14	-3,575.00	-163,183.70	-2,560.79	0.00	46,670.65	-505.21
Patient	51	5.89%	5.41 %	38,096.86	0.00	38,096.86	-13,480.41	-2,080.00	-365.00	0.00	22,191.45	-40.39
Private Insurance	172	19.84%	54.71 %	246,148.23	-12,664.14	233,484.09	-9,446.63	-128,900.43	-911.47	2,114.60	96,340.16	-749.42
	867			1,133,206.98	-437,565.74	695,644.24	-26,647.07	-455,218.70	-4,496.76	3,765.56	213,047.27	-525.05



*Activity Summary utilizes Date of Service and are not representative of the graphs above. Date of service collection statistics will not be exhaustive until Q2.

Date of Service Column Definitions

- Payor: Insurance category
- # of Trips: Number of incidents billed in that insurance category
- % Trips: Payer Mix - percentage of each trips within that payor group
- % Collections: Collections percentage (Payments / Net Charges)
- Gross Charges: Total charges billed
- Write Downs (ie Contractual Adjustments): Mandatory write-offs taken at the time of billing, i.e., Medicare and Medicaid writeoffs
- Net Charges: The total charged amount presented to insurance for payment
- Rev Adj (revenue adjustments): Mandatory write-offs taken post payment
- Payments: Gross payments
- Write-Offs: Voluntary write-offs, i.e., provider courtesy.
- Refunds: Amounts refunded to insurance or patient
- Balance: Amounts still outstanding to be collected and/or are at collections but have not been written off yet
- Average Collected: Average payments collected per trip (Payments / # of Trips)

Patient Age Report

Patient Age Range In Years	Number of Runs	Percent of Total Runs
< 1	95	8.48%
1 - 9	5	0.45%
10 - 19	13	1.16%
20 - 29	33	2.95%
30 - 39	52	4.64%
40 - 49	73	6.52%
50 - 59	66	5.89%
60 - 69	142	12.68%
70 - 79	194	17.32%
80 - 89	203	18.13%
90 - 99	179	15.98%
	65	5.80%
	Total: 1,120	Total: 100.00%

Report Filters

Incident Date: is equal to 'Last Year'

Runs by City

Scene Incident City Name (eScene.17)	Number of Runs	Percent of Total Runs
City of Mayville	738	65.89%
Village of Hustisford	123	10.98%
Village of Lomira	87	7.77%
Village of Iron Ridge	64	5.71%
Village of Brownsville	48	4.29%
Village of Theresa	21	1.88%
City of Juneau	17	1.52%
Village of Neosho	7	0.63%
City of Horicon	6	0.54%
City of Waupun	2	0.18%
Village of Campbellsport	2	0.18%
Village of Kekoskee	2	0.18%
City of Beaver Dam	1	0.09%
City of Watertown	1	0.09%
Village of Oakfield	1	0.09%
Total: 1,120		Total: 100.00%

Report Filters

Incident Date: is equal to 'Last Year'

Destination by Hospital Designation

Disposition Hospital Designation (eDisposition.23)	Disposition Destination Name Delivered Transferred To (eDisposition.01)	Number of Runs	Percent of Total Runs
		345	30.80%
	AURORA MED CTR-GRAFTON	1	0.09%
	Aurora Med Ctr-Oshkosh	4	0.36%
	Aurora Med Ctr-Summit	66	5.89%
	AURORA MED CTR-WASHINGTON CO	21	1.88%
	Aurora Med Ctr-Washington Co-Hartford	131	11.70%
	COLUMBUS COMMUNITY HOSP	2	0.18%
	COLUMBUS COMMUNITY HOSPITAL	1	0.09%
	COMMUNITY MEM HOSP-MENOMONEE FALLS	2	0.18%
	Froedtert Mem Lutheran Hosp-Milwaukee	2	0.18%
	Froedtert Menomonee Falls Hosp	2	0.18%
	Froedtert West Bend Hosp	129	11.52%
	Marshfield Med Ctr-Beaver Dam	149	13.30%
	Marshfield Med Ctr-Marshfield	1	0.09%
	OCONOMOWOC MEMORIAL HOSPITAL	6	0.54%
	ProHealth Oconomowoc Mem Hosp	5	0.45%
	ST AGNES HOSP-FOND DU LAC	176	15.71%
	ST AGNES HOSPITAL	13	1.16%
	WATERTOWN MEMORIAL HOSPITAL	9	0.80%
	WATERTOWN REGIONAL MED CTR	10	0.89%
	WAUPUN MEM HOSP	18	1.61%
	WAUPUN MEMORIAL HOSPITAL	25	2.23%
	WI-Nursing Home	1	0.09%
	WI-Other Unlisted Facility	1	0.09%
		Total: 1,120	Total: 100.00%

Report Filters

Incident Date: is equal to 'Last Year'

Attachment: EMS REPORT 2 (4673 : 2022 Annual Report)

Treatments Provided

Procedure Performed Description And Code (eProcedures.03)	Number of Runs	Percent of Total Runs
	131	4.32%
12 Lead ECG Obtained (268400002)	404	13.31%
Administration of medication using nebulizer mask (445141005)	17	0.56%
Airway Device Removal (232708009)	1	0.03%
Bagged Ventilations (via Mask) (425447009)	1	0.03%
Bagged Ventilations (via Tube) (243140006)	1	0.03%
Capillary blood glucose measurement (302789003)	317	10.44%
Cardiopulmonary Resuscitation (Manual) (89666000)	2	0.07%
Cardiopulmonary Resuscitation (Mechanical Device) (429283006)	2	0.07%
Cervical Collar Applied for Stabilization (49689007)	32	1.05%
CPAP (47545007)	4	0.13%
Defibrillation (Manual) (426220008)	8	0.26%
Electrocardiographic monitoring (46825001)	288	9.49%
ETCO2 Digital Capnography (425543005)	5	0.16%
Extremity Vein Catheterization (392230005)	658	21.68%
General Wound Care (225358003)	9	0.30%
Heimlich Maneuver (23690002)	1	0.03%
Intraosseous Cannulation (430824005)	7	0.23%
Nasopharyngeal Airway Insertion (182692007)	2	0.07%
Oropharyngeal Airway Insertion (7443007)	2	0.07%
Patient Assessment (422618004)	1,089	35.88%
Patient Cooling (Cold Pack or General) (431774007)	7	0.23%
Patient Warming (Warm Pack or General) (431949004)	1	0.03%
Restraint Applied (Physical) (386423001)	1	0.03%
Spinal Immobilization (Cervical) (398041008)	27	0.89%
Spinal Immobilization (Full) (426498007)	3	0.10%
Splinting (General) (79321009)	11	0.36%
Splinting (Pelvic Binder/Sling) (182556001)	1	0.03%
Suction Airway (230040009)	2	0.07%
Tourniquet Application (20655006)	1	0.03%
Total:	3,035	100.00%

Attachment: EMS REPORT 2 (4673 : 2022 Annual Report)

Report Filters

Incident Date: is equal to 'Last Year'

Medication Given Description And RXCUI Code (eMedications.03): (None)	Number of Times Medication Administered	Percent of Total
	847	65.05%
	Total: 847	Total: 65.05%
Medication Given Description And RXCUI Code (eMedications.03): 0.3 ML Epinephrine 0.5 MG/ML Auto-Injector (727316)	1	0.08%
	Total: 1	Total: 0.08%
Medication Given Description And RXCUI Code (eMedications.03): 0.3 ML Epinephrine 0.5 MG/ML Auto-Injector [Epipen] (727386)	4	0.31%
	Total: 4	Total: 0.31%
Medication Given Description And RXCUI Code (eMedications.03): Acetaminophen (161)	7	0.54%
	Total: 7	Total: 0.54%
Medication Given Description And RXCUI Code (eMedications.03): Albuterol (435)	55	4.22%
	Total: 55	Total: 4.22%
Medication Given Description And RXCUI Code (eMedications.03): Aspirin (1191)	64	4.92%
	Total: 64	Total: 4.92%
Medication Given Description And RXCUI Code (eMedications.03): dextrose 10 % Injectable Solution (237648)	2	0.15%
	Total: 2	Total: 0.15%
Medication Given Description And RXCUI Code (eMedications.03): Glucose (4850)	3	0.23%
	Total: 3	Total: 0.23%
Medication Given Description And RXCUI Code (eMedications.03): Ibuprofen (5640)	4	0.31%
	Total: 4	Total: 0.31%
Medication Given Description And RXCUI Code (eMedications.03): Ipratropium (7213)	48	3.69%
	Total: 48	Total: 3.69%
Medication Given Description And RXCUI Code (eMedications.03): Naloxone (7242)	14	1.08%
	Total: 14	Total: 1.08%
Medication Given Description And RXCUI Code (eMedications.03): Nitroglycerin (4917)	29	2.23%
	Total: 29	Total: 2.23%
Medication Given Description And RXCUI Code (eMedications.03): Normal saline (125464)	86	6.61%
	Total: 86	Total: 6.61%
Medication Given Description And RXCUI Code (eMedications.03): Ondansetron (26225)	19	1.46%
	Total: 19	Total: 1.46%
Medication Given Description And RXCUI Code (eMedications.03): Oxygen (7806)	119	9.14%
	Total: 119	Total: 9.14%
	Total: 1,302	Total: 100.00%

Attachment: EMS REPORT 2 (4673 : 2022 Annual Report)

Report Filters
 Incident Date is equal to 'Last Year'

Situation Provider Primary Impression (eSituation.11)	Number of Runs	Percent of Total Runs
	231	20.63%
Weakness (R53.1)	96	8.57%
Respiratory distress, acute (J80)	57	5.09%
Altered mental status (R41.82)	56	5.00%
Acute pain, not elsewhere classified (G89.1)	39	3.48%
Angina (1); or Ischemic chest pain (2) (I20.9)	35	3.13%
History of falling (Z91.81)	33	2.95%
Other injury of unspecified body region, initial encounter (T14.8XXA)	33	2.95%
Injury of head (S09.90)	25	2.23%
Chest Pain, Other [non-cardiac] (R07.89)	24	2.14%
Fever (R50.9)	23	2.05%
Cardiac Arrest (I46.9)	22	1.96%
Generalized abdominal pain (R10.84)	19	1.70%
Stroke (I63.9)	18	1.61%
Syncope and collapse (R55)	18	1.61%
Back Pain (M54.9)	17	1.52%
Malaise (R53.81)	16	1.43%
Nausea and vomiting (R11)	16	1.43%
Acute abdomen (R10.0)	15	1.34%
Hypotension (I95.9)	15	1.34%
Injury of hip (S79.91)	15	1.34%
Behavioral / psychiatric disorder (F99)	13	1.16%
Cardiac arrhythmia/dysrhythmia (I49.9)	13	1.16%
Pneumonia, unspecified (J18.9)	12	1.07%
Repeated falls (R29.6)	12	1.07%
Alcohol use, unspecified with intoxication (F10.92)	11	0.98%
Respiratory disorder, unspecified (J98.9)	11	0.98%
Seizures without status epilepticus (G40.909)	11	0.98%
Allergic Reaction (T78.40)	10	0.89%
Injury of lower leg (S89.9)	9	0.80%
Injury, unspecified (T14.90)	9	0.80%
Headache (R51)	8	0.71%
Injury of face (S09.93)	8	0.71%
Seizures with status epilepticus (G40.901)	8	0.71%
Unspecified infectious disease (B99.9)	8	0.71%
Hypertension (I10)	7	0.63%
Injury of shoulder or upper arm (S49.9)	7	0.63%
Injury of wrist, hand, or fingers (S69.9)	7	0.63%
Other reduced mobility (Z74.09)	7	0.63%
Suicide attempt (T14.91)	7	0.63%
Alcohol use, unspecified (F10.9)	6	0.54%
COPD with exacerbation (J44.1)	6	0.54%
Dehydration (E86.0)	6	0.54%
Injury of ankle (S99.91)	6	0.54%
Common cold (J00)	5	0.45%
Diabetes with hyperglycemia (1); or Hyperglycemia-Diabetes (2) (E13.65)	5	0.45%
Nausea (R11.0)	5	0.45%
Cellulitis of right lower limb (L03.115)	4	0.36%
Epistaxis (R04.0)	4	0.36%
Hypoglycemia, unspecified (E16.2)	4	0.36%
Septicemia (1); or Sepsis (2) (A41.9)	4	0.36%
Angina, unstable (I20.0)	3	0.27%
Diarrhea (K59.1)	3	0.27%
Uterine or vaginal bleeding, abnormal (N93.9)	3	0.27%

Attachment: EMS REPORT 2 (4673 : 2022 Annual Report)

Situation Provider Primary Impression (eSituation.11)	Number of Runs	Percent of Total
Acute bronchitis, unspecified (J20.9)	2	0.18%
Acute bronchospasm (J98.01)	2	0.18%
Asthma with exacerbation (J45.901)	2	0.18%
Cancer, unspecified (D49)	2	0.18%
CHF (I50.9)	2	0.18%
Constipation (K59.00)	2	0.18%
Croup (J05.0)	2	0.18%
Heat exhaustion, unspecified (T67.5)	2	0.18%
Influenza, unspecified (J11)	2	0.18%
Injury of forearm (S59.91)	2	0.18%
Injury of neck (S19.9)	2	0.18%
Opioid related disorders (F11)	2	0.18%
Pulmonary edema, acute (J81.0)	2	0.18%
Respiratory condition due to chemicals, gases, fumes, and vapors (J68.9)	2	0.18%
ST elevation (STEMI) myocardial infarction of other sites (I21.2)	2	0.18%
TIA (G45.9)	2	0.18%
Alcohol dependence with withdrawal, unspecified (F10.239)	1	0.09%
Anemia, unspecified (D64.9)	1	0.09%
Cellulitis of left lower limb (L03.116)	1	0.09%
Chronic pain, not elsewhere classified (G89.2)	1	0.09%
Cocaine related disorders (F14)	1	0.09%
Gastrointestinal hemorrhage, unspecified (K92.2)	1	0.09%
Head bleed (I62.9)	1	0.09%
Health hazard contact (1); or Suspected exposure (2) (Z77.9)	1	0.09%
Hemiplegia (G81.90)	1	0.09%
Injury of eye and orbit (S05)	1	0.09%
Injury of lower back (S39.92)	1	0.09%
Injury of thigh (upper leg) (S79.92)	1	0.09%
Injury of thorax (upper chest) (S29.9)	1	0.09%
Migraine (G43.9)	1	0.09%
Nausea with vomiting, unspecified (R11.2)	1	0.09%
Non-specified Sedative, hypnotic or anxiolytic related disorders (F13)	1	0.09%
Not Applicable	1	0.09%
Obstetric trauma, unspecified (O71.9)	1	0.09%
Pneumothorax (J93.9)	1	0.09%
Pulmonary embolism (I26)	1	0.09%
Respiratory failure, unspecified (J96.9)	1	0.09%
Tooth pain (K08.8)	1	0.09%
Vomiting without nausea (R11.11)	1	0.09%
Total: 1,120	Total: 100.00%	

Report Filters

Incident Date: is equal to 'Last Year'