CITY OF MAYVILLE

WATER UTILITY

&

WASTEWATER UTILITY

OCTOBER 3, 2023

WATER & WASTEWATER COMMISSION
REGULAR MEETING AGENDA
Tuesday, October 3rd, 2023- 4:00 PM
City Hall

AGENDA
(A Quorum of Council Members May be Present)

A. Call to Order and Roll Call
B. Citizens Comments
Citizen Comments are to be kept to a maximum of five minutes per speaker unless the chairperson allows an extension of time. Each citizen is to make comments at the podium after stating name and address. Each citizen may comment only one time per public hearing / meeting.
C. Approve Consent Agenda.
   a. Minutes of September 12, 2023 Commission Meeting
   b. Water Utility Bills
   c. Wastewater Utility Bills
D. Discussion and possible action regarding bill credit for 1387 Dayton Street per 9/12/2023 citizens comment by John Wiesener.
E. Discussion and possible action regarding 2024 budget.
F. Water Report.
   a. Well & Distribution System Report/Discussion
G. Wastewater Report.
   a. Sewer System Report/Discussion
H. Adjournment.

Next scheduled meeting is November 7, 2023; 4:00 PM at Mayville City Hall.

Burt Bushke
Commission President

NOTE: Persons with disabilities requiring special accommodations for attendance at the meeting should contact City Hall at least one (1) business day prior to the meeting This agenda was posted and made available to the news media in compliance with the open meeting law.

WATER/WASTEWATER MINUTES **SEPTEMBER 12, 2023**

The meeting was called to order at 4:00 p.m. by Commissioner Pasbrig with the following roll call:
Members Present: Commissioners Engel, Pasbrig, Lodahl, Frings and Alderperson Smith and Neumann
Members Absent: Commissioner Bushke
Others Present: Courtney Steger, Nichole DeBaker, Greg Gunderson with MSA and Greg Droessler with Town & Country Engineering.

CITIZIN COMMENTS

John Wiesner of 1387 Dayton Street requested a credit regarding a bill received.

CONSENT AGENDA

Motion by Commissioner Lodahl second by Commissioner Frings to approve the consent agendas for July 25, 2023 Special Meeting and August 1st, 2023. Motion passed 6-0.

DISCUSSION AND POSSIBLE ACTION REGARDING FUTURE WELL AND WELL HOUSE PROJECTS AT WELLS 2, 3 AND/OR 5.

Greg Droessler with Town and Country Engineering inquired on what action the commission would like to move forward with well projects and funding.

Motion by Commissioner Lodahl and Commissioner Frings to submit intent to apply documentation for funding well projects 2, 3 & 5 collectively.

DISCUSSION AND POSSBLE ACTION REGARDING, DESIGN, BIDDING & FUNDING SERVICES CONTRACT WITH MSA PROFESSIONAL SERVICES FOR WASTEWATER FACITLITES UPGRADE PROJECT.

Greg Gunderson with MSA presented two contracts needed for authorization to begin designing the wastewater facilities upgrade project.

Motion by Commissioner Engel and Commissioner Lodahl to move forward with the wastewater facilities upgrade design/bidding and funding services contract. Motion passed 6-0.

WATER REPORT

Well #4 project: Electrical, plumbing, and masonry is currently underway. Project is on schedule.

Metalcraft Loop Project: Set to begin 9/18 and final tie-ins are to take place 9/23.

On 8/4 we had a main break at Emmer/Breckenridge. This was the section that had been repaved the week prior. A storm catch basin was directly on top of the main and had worn a hole in the pipe.

We had a service break on Horicon Street on 8/18/23. This section had never been replaced when Horicon Street was reconstructed. A separated valve was the cause and this was on the utility owned side of the curbstop.

WASTEWATER REPORT

Facilities plans have been approved by the DNR. A copy of this approval is in your packet.

A response to the 2022 CMAR response is included in your packet. No additional action is required by the utility.

Alley Street reconstruction is underway. Sewer is near completion and water installation has begun.

The DNR will be conducting our sanitary survey on site on 9/21/23. This is a requirement every two years and will be a records, lab and site review for compliance. The CMOM portion of this inspection has already been completed.

DISCUSS WITH POSSIBLE ACTION REGARDING TIME OF REGULAR WATER & WASTEWATER COMMISSION MEETING

Discussion held regarding time of regular Water & Wastewater Commission Meeting.

Motion by Commissioner Frings and Alderperson's Neuman to move the meeting time to 5:00 pm. Motion denied 2-4.

CLOSED SESSION

Convene into Closed Session Pursuant to Section 19.85 (1) (c) considering employment, promotion, compensation, or performance evaluation data of any public employee over which the governmental body has jurisdiction or exercises responsibility.

Discussion and possible action regarding budgetary employee compensation amounts.

Motion by Commissioner Frings second by Commissioner Lodahl to reconvene into open session at 5:02 pm. Motion passed unanimously.

No Action Taken

ADJOURNMENT

Motion by Commissioner Lodahl, second by Commissioner Frings to adjourn at 5:03 p.m. Motion passed unanimously.

Nichole DeBaker, Utility Accountant

CITY OF MAYVILLE

SUMMARY OF CASH POSITION BY FUND
AS OF AUGUST 31, 2023

	THIS MONTH	LAST MONTH	CHANGE
(60) WATER FUND			
TREASURER'S CHECKING	2,304,450.82	2,538,023.95	(233,573.13)
INVESTMENTS-AMERICAN 15 MO CD	.00	.00	.00
INVESTMENTS-WU CD	.00	.00	.00
INVESTMENTS-DEBT SERVICE RESER	.00	.00	.00
INVESTMENTS-DS RESERVE MSB	.00	.00	.00
INVESTMENTS-DS RESERVE MSB MM	.00	.00	.00
INVESTMENTS-STATE FUNDS #14	.00	.00	.00
INVESTMENTS-STATE FUNDS #2	.00	.00	.00
INVESTMENTS-BANKONE ASSET MGMT	.00	.00	.00
TSB-WATER UTILITY MONEY MARKET	661,626.72	658,717.53	2,909.19
INVESTMENTS-STATE FUNDS #4	.00	.00	.00
INVESTMENTS-RESERVED	.00	.00	.00
TSB-WATER REDEMPTION MONEY MAR	63,833.70	63,553.02	280.68
TSB-WATER IMPACT FEES MONEY MA	1,188.10	1,182.88	5.22
M&I WATER REDEMPTION CD	.00	.00	.00
FBB-WATER UTILITY CD	.00	.00	.00
FBB-WATER DEPRECIATION CD	.00	.00	.00
TSB-WATER DEPRECIATION MM	201,406.56	200,520.97	885.59
M&I-WATER CD	.00	.00	.00
MSB-WATER UTILITY CD	.00	.00	.00
PETTY CASH & CHANGE BOX	175.00	175.00	.00
CASH RECEIPTS CLEARING	1,250.20	1,250.20	.00
ADVANCE TO WASTEWATER UTILITY	.00	.00	.00
TOTAL (60) WATER FUND	**3,233,931.10**	**3,463,423.55**	**(229,492.45)**
(61) SEWER FUND			
TREASURER'S CHECKING	1,087,984.92	1,004,662.63	83,322.29
INVESTMENTS-BANKONE ASSET MGMT	.00	.00	.00
TSB-SEWER REPLACEMENT MM	1,209,524.10	1,204,205.80	5,318.30
INVESTMENTS-STATE FUNDS #10	.00	.00	.00
INVESTMENTS-STATE FUNDS #3	.00	.00	.00
TSB-SEWER RESERVE MONEY MARKET	1,145.04	1,140.01	5.03
INVESTMENTS-STATE FUNDS #5	.00	.00	.00
SEWER UTILITY RESERVE CD	.00	.00	.00
TSB-SEWER UTILITY MONEY MARKET	350,503.93	348,962.76	1,541.17
FBB-SEWER UTILITY CD	.00	.00	.00
FBB-SEWER DEPRECIATION CD	.00	.00	.00
INVESTMENTS-STATE FUNDS #9	.00	.00	.00
FBB-SEWER REDEMPTION CD	.00	.00	.00
FBB-SEWER CONNECTIONS CD	.00	.00	.00
TSB-SEWER DEPRECIATON MM	.00	.00	.00
TSB-SEWER REDEMPTION MONEY MM	65,997.43	65,707.24	290.19
TSB-SEWER CONNECTIONS MM	185,409.59	192,857.68	(7,448.09)
PETTY CASH & CHANGE BOX	175.00	175.00	.00
TOTAL (61) SEWER FUND	**2,900,740.01**	**2,817,711.12**	**83,028.89**
TOTAL CASH - ALL FUNDS	**6,134,671.11**	**6,281,134.67**	**(146,463.56)**

Vendor Name	Description	Invoice Number	Invoice Date	Amount Paid	Voided
60-16000-00-000-150 MATERIALS & SUPPLIES					
FERGUSON WATERWORKS #1476	INVENTORY	398415	09/13/2023	440.00	
CORE & MAIN	INVENTORY- REPAIR COUPLING	T346038	08/07/2023	244.12	
CORE & MAIN	DI PIPE- INVENTORY	T440096	08/22/2023	1,469.60	
Total 60-16000-00-000-150 MATERIALS & SUPPLIES:				2,153.72	
60-17005-00-000-183 PRELIMINARY SURVEY					
KUNKEL ENGINEERING GROUP LL	ALLEY ST- WATER DESIGN PRELIM	263151	07/27/2023	646.25	
Total 60-17005-00-000-183 PRELIMINARY SURVEY:				646.25	
60-18005-00-100-107 CONSTRUCTION WORK IN PROGRESS					
BAKER TILLY US LLP	2023 WATER RATE STUDY- WELL #4	BT2491316	07/28/2023	5,900.00	
TOWN & COUNTRY ENGINEERING I	WELL #4 TASK ORDER #2	25733	09/07/2023	10,832.35	
CD SMITH CONSTRUCTION	Well #4 SDWLP- Payment #3	PAYMENT #3	08/28/2023	256,417.78	
Total 60-18005-00-100-107 CONSTRUCTION WORK IN PROGRESS:				273,150.13	
60-53800-62-317-625 PUMP-MAINT PLANT-OTHER PROF					
WATER WELL SOLUTIONS WISCON	WELL 3 FILTER	WI 23-05-114	05/22/2023	3,828.08	
AMAZON CAPITAL SERVICES	UTILITIES- W	11TH-LTRF-LMGM	09/11/2023	45.43	
Total 60-53800-62-317-625 PUMP-MAINT PLANT-OTHER PROF:				3,873.51	
60-53800-62-323-622 PUMP-UTILITIES ELECTRIC					
ALLIANT ENERGY/WP&L	4501260000 WELL #5 & LS ELECTRIC W	AUG 2023 UTILITIES	08/15/2023	2,142.58	
ALLIANT ENERGY/WP&L	7366540000 WELL #2 ELECTRIC	AUG 2023 UTILITIES	08/15/2023	2,576.45	
ALLIANT ENERGY/WP&L	7646300000 ELEVATED TANK- TOWER DR	AUG 2023 UTILITIES	08/15/2023	28.52	
ALLIANT ENERGY/WP&L	9119000000 WELL #3 ELECTRIC	AUG 2023 UTILITIES	08/15/2023	2,794.74	
ALLIANT ENERGY/WP&L	9425710000 ELECTRIC	AUG 2023 UTILITIES	08/15/2023	29.95	
ALLIANT ENERGY/WP&L	4501260000 WELL #5 & LS ELECTRIC W	AUGUST 2023 USAGE	09/14/2023	1,972.34	
ALLIANT ENERGY/WP&L	7366540000 WELL #2 ELECTRIC	AUGUST 2023 USAGE	09/14/2023	3,169.33	
ALLIANT ENERGY/WP&L	7646300000 ELEVATED TANK- TOWER DR	AUGUST 2023 USAGE	09/14/2023	29.24	
ALLIANT ENERGY/WP&L	9119000000 WELL #3 ELECTRIC	AUGUST 2023 USAGE	09/14/2023	2,812.24	
ALLIANT ENERGY/WP&L	9425710000 ELECTRIC	AUGUST 2023 USAGE	09/14/2023	30.70	
Total 60-53800-62-323-622 PUMP-UTILITIES ELECTRIC:				15,586.09	
60-53800-62-324-622 PUMP-UTILITIES NATURAL GAS					
ALLIANT ENERGY/WP&L	4501260000 WELL #5 & LS GAS W	AUG 2023 UTILITIES	08/15/2023	61.90	
ALLIANT ENERGY/WP&L	7366540000 WELL #2 GAS	AUG 2023 UTILITIES	08/15/2023	14.70	
ALLIANT ENERGY/WP&L	9119000000 WELL #3 GAS	AUG 2023 UTILITIES	08/15/2023	14.70	
ALLIANT ENERGY/WP&L	4501260000 WELL #5 & LS GAS W	AUGUST 2023 USAGE	09/14/2023	27.01	
ALLIANT ENERGY/WP&L	7366540000 WELL #2 GAS	AUGUST 2023 USAGE	09/14/2023	17.21	
ALLIANT ENERGY/WP&L	9119000000 WELL #3 GAS	AUGUST 2023 USAGE	09/14/2023	14.70	
Total 60-53800-62-324-622 PUMP-UTILITIES NATURAL GAS:				150.22	
60-53800-63-364-631 TREAT-CHEM-CHLORINE					
MARTELLE WATER TREATMENT IN	CHLORINE	25616	08/08/2023	1,076.27	
MARTELLE WATER TREATMENT IN	CHLORINE	25723	08/25/2023	2,067.05	
MARTELLE WATER TREATMENT IN	CHLORINE	25831	09/12/2023	1,119.71	
Total 60-53800-63-364-631 TREAT-CHEM-CHLORINE:				4,263.03	
60-53800-64-319-641 TRANS-OPER-CONTRACTED SERVICES					
HYDRO CORP	CC INSP COMM	73831-IN	08/31/2023	1,084.00	

Vendor Name	Description	Invoice Number	Invoice Date	Amount Paid	Voided
HYDRO CORP	CC INSPECTIONS	74033-IN	08/31/2023	699.00	
Total 60-53800-64-319-641 TRANS-OPER-CONTRACTED SERVICES:				1,783.00	
60-53800-64-325-641 TRANS-OPERATING-SUPPLIES					
US CELLULAR CORPORATION	#320040129 UTILITY-W	601121966	08/26/2023	32.38	
Total 60-53800-64-325-641 TRANS-OPERATING-SUPPLIES:				32.38	
60-53800-64-410-651 TRANS-MAINT MAINS-REPAIRS					
LYCON INC	VALVE REPAIR	995321-IN	07/31/2023	565.00	
CORE & MAIN	BRECKENRIDGE ST- REPAIR CLAMP	T346061	08/08/2023	422.01	
ASPHALT SPECIALISTS	PAVING- MARGUERITE CT & EASY ST	15376	08/31/2023	6,400.00	
ASPHALT SPECIALISTS	PAVING- GREEN BAY & FOREST DR	15376	08/31/2023	2,900.00	
ASPHALT SPECIALISTS	PAVING- 245 WISCONSIN	15376	08/31/2023	2,000.00	
ASPHALT SPECIALISTS	PAVING- CENTER AND WISCONSIN	15376	08/31/2023	3,600.00	
ASPHALT SPECIALISTS	PAVING- 834 GREEN BAY DR- 1/2 VALVE WA	15376	08/31/2023	1,300.00	
ASPHALT SPECIALISTS	PAVING- BRECKENRIDGE & HENNINGER	15376	08/31/2023	900.00	
ASPHALT SPECIALISTS	PAVING- SCHOOL AND RUEDEBUSH	15376	08/31/2023	1,200.00	
ASPHALT SPECIALISTS	PAVING- EMMER AND BRECKENRIDGE	15376	08/31/2023	2,700.00	
Total 60-53800-64-410-651 TRANS-MAINT MAINS-REPAIRS:				21,987.01	
60-53800-64-411-652 TRANS-MAINT SERVICES-REPAIRS					
TOWN & COUNTRY UNDERGROUN	SCHOOL/ OF/ SERVICE BREAK	0054210-IN	08/09/2023	8,635.17	
TOWN & COUNTRY UNDERGROUN	SPRING GLEN SERVICE BREAK	54276-IN	09/15/2023	11,871.70	
CORE & MAIN	HORICON ST SERVICE	T440096	08/22/2023	168.00	
ASPHALT SPECIALISTS	PAVING- 329 SCHOOL ST	15376	08/31/2023	1,800.00	
ASPHALT SPECIALISTS	PAVING- PARK RD LOWER LOT	15376	08/31/2023	1,800.00	
ASPHALT SPECIALISTS	PAVING- RIVER & GREEN BAY	15376	08/31/2023	600.00	
Total 60-53800-64-411-652 TRANS-MAINT SERVICES-REPAIRS:				24,874.87	
60-53800-66-310-930 ADM/GEN-PUBLICATION NOTICES					
MULTI MEDIA CHANNELS LLC	WATER REVENUE BONDS ARTICLE	IN151507	08/31/2023	76.56	
Total 60-53800-66-310-930 ADM/GEN-PUBLICATION NOTICES:				76.56	
60-53800-66-314-921 ADM/GEN-OFFICE SUPPLIES					
AMAZON CAPITAL SERVICES	UTILITIES- W	144F-W1FM-NPLD	08/25/2023	34.99	
AMAZON CAPITAL SERVICES	UTILITIES- W	16FR-F39M-6TLM	08/03/2023	10.00	
AMAZON CAPITAL SERVICES	UTILITIES- W	1M4G-QLYT-6JXL	09/18/2023	24.99	
AMAZON CAPITAL SERVICES	UTILITIES- WW OFFICE SUPPLIES	1ML1-KT7W-6D4L	08/09/2023	19.97	
AMAZON CAPITAL SERVICES	UTILITIES- WW OFFICE SUPPLIES	1VQV-4VHW-XTC1	08/13/2023	1.90	
Total 60-53800-66-314-921 ADM/GEN-OFFICE SUPPLIES:				91.85	
60-53800-66-316-923 ADM/GEN-ACCOUNTING/AUDIT					
PUBLIC SERVICE COMMISSION	PSC RATE CASE	2308-I-03460	09/15/2023	1,679.41	
Total 60-53800-66-316-923 ADM/GEN-ACCOUNTING/AUDIT:				1,679.41	
60-53800-66-321-935 ADM/GEN-JANITORIAL SUPPLIES					
O'REILLY AUTO PARTS	VEHICLE CLEANING	5059-324173	09/15/2023	9.53	
MAYVILLE ACE HARDWARE	SUPPLIES - UTILITIES	000018/1	08/15/2023	63.96	
GFL ENVIRONMENTAL	UTILITY WW(2)	AUGUST 2023	08/18/2023	97.34	
GFL ENVIRONMENTAL	UTILITY W	U90000160653	09/20/2023	98.68	
AMAZON CAPITAL SERVICES	UTILITIES- W	11TH-LTRF-LMGM	09/11/2023	7.98	

Vendor Name	Description	Invoice Number	Invoice Date	Amount Paid	Voided
AMAZON CAPITAL SERVICES	UTILITIES- W	11TH-LTRF-LMGM	09/11/2023	10.22	
AMAZON CAPITAL SERVICES	UTILITIES- W	11TH-LTRF-LMGM	09/11/2023	42.75	
AMAZON CAPITAL SERVICES	UTILITIES- W	11TH-LTRF-LMGM	09/11/2023	22.93	
AMAZON CAPITAL SERVICES	UTILITIES- W	11TH-LTRF-LMGM	09/11/2023	.77-	
AMAZON CAPITAL SERVICES	UTILITIES- W	144F-W1FM-NPLD	08/25/2023	6.84	
AMAZON CAPITAL SERVICES	UTILITIES- W	144F-W1FM-NPLD	08/25/2023	17.74	
Total 60-53800-66-321-935 ADM/GEN-JANITORIAL SUPPLIES:				377.20	
60-53800-66-325-935 ADM/GEN-MAINT GEN-SUPPLIES					
AMAZON CAPITAL SERVICES	UTILITIES- W	11TH-LTRF-LMGM	09/11/2023	75.00	
AMAZON CAPITAL SERVICES	UTILITIES- W	1M4G-QLYT-6JXL	09/18/2023	26.17	
AMAZON CAPITAL SERVICES	UTILITIES- W	1VDT-L77Y-H1WM	09/07/2023	8.97	
Total 60-53800-66-325-935 ADM/GEN-MAINT GEN-SUPPLIES:				110.14	
60-53800-66-327-921 ADM/GEN-OFFICE SUPPLIES-EQUIP					
BADGER METER INC	BECON MBL HOSTING SERV UNIT W	80137770	08/30/2023	43.94	
JAMES IMAGING SYSTEMS INC	WATER DEPT C300I - 1	1356908	09/12/2023	8.16	
Total 60-53800-66-327-921 ADM/GEN-OFFICE SUPPLIES-EQUIP:				52.10	
60-53800-66-331-933 ADM/GEN-SUPPLIES VEHICLES					
MAYVILLE TIRE COMPANY INC	GATER TIRES	69838	09/12/2023	46.00	
AMAZON CAPITAL SERVICES	UTILITIES- W	11TH-LTRF-LMGM	09/11/2023	179.17	
Total 60-53800-66-331-933 ADM/GEN-SUPPLIES VEHICLES:				225.17	
60-53800-66-334-924 INSURANCE BUILDINGS					
EMC INSURANCE COMPANIES	WATER PROPERTY	7000813651	09/06/2023	734.44	
Total 60-53800-66-334-924 INSURANCE BUILDINGS:				734.44	
60-53800-66-335-933 INSURANCE-VEHICLES					
EMC INSURANCE COMPANIES	WATER VEHICLES	7000813651	09/06/2023	167.22	
Total 60-53800-66-335-933 INSURANCE-VEHICLES:				167.22	
60-53800-66-336-924 INSURANCE PUBLIC LIABILITY					
EMC INSURANCE COMPANIES	WATER PUBLIC LIABILITY	7000813651	09/06/2023	209.79	
Total 60-53800-66-336-924 INSURANCE PUBLIC LIABILITY:				209.79	
60-53800-66-387-924 INSURANCE-WORKERS COMP					
EMC INSURANCE COMPANIES	WATER WORKERS COMP	7000813651	09/06/2023	648.23	
Total 60-53800-66-387-924 INSURANCE-WORKERS COMP:				648.23	
Grand Totals:				352,872.32	

Vendor Name	Description	Invoice Number	Invoice Date	Amount Paid	Voided
61-53610-66-314-851 OFFICE-SUPPLIES OFFICE					
MAYVILLE ACE HARDWARE	SUPPLIES - UTILITIES	5905474	08/02/2023	21.84	
AMAZON CAPITAL SERVICES	UTILITIES SUPPLIES- WW	144F-W1FM-NPLD	08/25/2023	35.00	
AMAZON CAPITAL SERVICES	UTILITIES- W	16FR-F39M-6TLM	08/03/2023	9.99	
AMAZON CAPITAL SERVICES	UTILITIES SUPPLIES- WW	1C13-HNMY-YDV6	09/10/2023	14.75	
AMAZON CAPITAL SERVICES	UTILITIES SUPPLIES- WW	1C13-HNMY-YDV6	09/10/2023	.15-	
AMAZON CAPITAL SERVICES	UTILITIES SUPPLIES- WW	1M4G-QLYT-6JXL	09/18/2023	24.98	
AMAZON CAPITAL SERVICES	UTILITIES- W OFFICE SUPPLIES	1ML1-KT7W-6D4L	08/09/2023	19.97	
AMAZON CAPITAL SERVICES	UTILITIES- W OFFICE SUPPLIES	1VQV-4VHW-XTC1	08/13/2023	1.89	
Total 61-53610-66-314-851 OFFICE-SUPPLIES OFFICE:				128.27	
61-53610-66-327-851 OFFICE - SUPPLIES EQUIPMENT					
BADGER METER INC	BECON MBL HOSTING SERV UNIT WW	80137770	08/30/2023	43.94	
JAMES IMAGING SYSTEMS INC	WATER DEPT C300I -2	1356908	09/12/2023	8.16	
Total 61-53610-66-327-851 OFFICE - SUPPLIES EQUIPMENT:				52.10	
61-53610-66-334-853 INSURANCE BUILDINGS					
EMC INSURANCE COMPANIES	WW PROPERTY	7000813651	09/06/2023	1,295.07	
Total 61-53610-66-334-853 INSURANCE BUILDINGS:				1,295.07	
61-53610-66-335-853 INSURANCE VEHICLES					
EMC INSURANCE COMPANIES	WW VEHICLES	7000813651	09/06/2023	331.30	
Total 61-53610-66-335-853 INSURANCE VEHICLES:				331.30	
61-53610-66-352-852 OUTSIDE SERV ENGINEERING					
MSA PROFESSIONAL SERVICES IN	SSES STUDY	R00052021.0-16	08/24/2023	100.00	
Total 61-53610-66-352-852 OUTSIDE SERV ENGINEERING:				100.00	
61-53610-66-387-854 PENSION/BENEFIT WKRS COMP INS					
EMC INSURANCE COMPANIES	WW PUBLIC LIABILITY	7000813651	09/06/2023	209.79	
EMC INSURANCE COMPANIES	WW WORKERS COMP	7000813651	09/06/2023	648.23	
Total 61-53610-66-387-854 PENSION/BENEFIT WKRS COMP INS:				858.02	
61-53610-67-323-822 POWER/FUEL AERATION ELECTRIC					
ALLIANT ENERGY/WP&L	2877310000 TREATMENT PLANT	AUG 2023 UTILITIES	08/15/2023	10,211.46	
ALLIANT ENERGY/WP&L	2966110000 RIVER DR, LIFT STATION ELECT	AUG 2023 UTILITIES	08/15/2023	121.77	
ALLIANT ENERGY/WP&L	3934375759 KEKOSKEE LEROY JOINT ELEC	AUG 2023 UTILITIES	08/15/2023	297.41	
ALLIANT ENERGY/WP&L	4501260000 WELL #5 & LS ELECTRIC WW	AUG 2023 UTILITIES	08/15/2023	186.31	
ALLIANT ENERGY/WP&L	5211640000 PARK ST LIFT ST	AUG 2023 UTILITIES	08/15/2023	57.07	
ALLIANT ENERGY/WP&L	5265230000 DAYTON ST LIFT ST	AUG 2023 UTILITIES	08/15/2023	63.54	
ALLIANT ENERGY/WP&L	89655400000 WOOL RD LIFT STATION	AUG 2023 UTILITIES	08/15/2023	402.56	
ALLIANT ENERGY/WP&L	2877310000 TREATMENT PLANT	AUGUST 2023 USAGE	09/14/2023	10,062.71	
ALLIANT ENERGY/WP&L	2966110000 RIVER DR, LIFT STATION ELECT	AUGUST 2023 USAGE	09/14/2023	135.33	
ALLIANT ENERGY/WP&L	3934375759 KEKOSKEE LEROY JOINT ELEC	AUGUST 2023 USAGE	09/14/2023	370.45	
ALLIANT ENERGY/WP&L	4501260000 WELL #5 & LS ELECTRIC WW	AUGUST 2023 USAGE	09/14/2023	171.51	
ALLIANT ENERGY/WP&L	5211640000 PARK ST LIFT ST	AUGUST 2023 USAGE	09/14/2023	63.04	
ALLIANT ENERGY/WP&L	5265230000 DAYTON ST LIFT ST	AUGUST 2023 USAGE	09/14/2023	71.14	
ALLIANT ENERGY/WP&L	89655400000 WOOL RD LIFT STATION	AUGUST 2023 USAGE	09/14/2023	428.91	
Total 61-53610-67-323-822 POWER/FUEL AERATION ELECTRIC:				22,643.21	

Vendor Name	Description	Invoice Number	Invoice Date	Amount Paid	Voided
61-53610-67-324-827 OTHER OPER UTILITIES NAT GAS					
ALLIANT ENERGY/WP&L	2966110000 RIVER DR, LIFT STATION GAS	AUG 2023 UTILITIES	08/15/2023	16.07	
ALLIANT ENERGY/WP&L	3934375759 KEKOSKEE LEROY JOINT GAS	AUG 2023 UTILITIES	08/15/2023	20.29	
ALLIANT ENERGY/WP&L	5063910000 TREATMENT PLANT	AUG 2023 UTILITIES	08/15/2023	309.64	
ALLIANT ENERGY/WP&L	5265230000 DAYTON ST LIFT ST GAS	AUG 2023 UTILITIES	08/15/2023	16.76	
ALLIANT ENERGY/WP&L	5211640000 PARK ST LIFT ST	AUGST 2023 USAGE	09/14/2023	139.56	
ALLIANT ENERGY/WP&L	2966110000 RIVER DR, LIFT STATION GAS	AUGUST 2023 USAGE	09/14/2023	14.95	
ALLIANT ENERGY/WP&L	3934375759 KEKOSKEE LEROY JOINT GAS	AUGUST 2023 USAGE	09/14/2023	18.39	
ALLIANT ENERGY/WP&L	5265230000 DAYTON ST LIFT ST GAS	AUGUST 2023 USAGE	09/14/2023	15.46	
Total 61-53610-67-324-827 OTHER OPER UTILITIES NAT GAS:				551.12	
61-53610-67-325-827 OTH OPER - SUPPLIES OPERATING					
US CELLULAR CORPORATION	#320040129 UTILITY-WW	601121966	08/26/2023	32.37	
MARTELLE WATER TREATMENT IN	BULK CHLORINE	25617	08/08/2023	771.06	
MARTELLE WATER TREATMENT IN	WW CHLORINE	25832	09/12/2023	814.50	
GFL ENVIRONMENTAL	UTILITY W	AUGUST 2023	08/18/2023	389.36	
GFL ENVIRONMENTAL	UTILITY WW(2)	U90000160653	09/20/2023	394.70	
Total 61-53610-67-325-827 OTH OPER - SUPPLIES OPERATING:				2,401.99	
61-53610-67-331-828 TRANSPORT SUPPLIES VEHICLES					
MAYVILLE TIRE COMPANY INC	GATER TIRES	69838	09/12/2023	46.00	
AMAZON CAPITAL SERVICES	UTILITIES SUPPLIES- WW	11TH-LTRF-LMGM	09/11/2023	179.17	
Total 61-53610-67-331-828 TRANSPORT SUPPLIES VEHICLES:				225.17	
61-53610-67-364-824 OPERATING EXPENSE-PHOS REM CH					
NEO WATER TREATMENT LLC	RE-300	IN000487	08/21/2023	40,507.85	
Total 61-53610-67-364-824 OPERATING EXPENSE-PHOS REM CH:				40,507.85	
61-53610-67-386-828 TRANSPORT EXP SUPPLIES GAS/OIL					
KWIK TRIP INC	#272441 SEWER GAS CHARGES	AUGUST 2023	09/01/2023	149.72	
Total 61-53610-67-386-828 TRANSPORT EXP SUPPLIES GAS/OIL:				149.72	
61-53610-68-317-832 COLLECT SYS PUMP EQUIP PROF					
SABEL MECHANICAL LLC	LK PUMP REPAIRS	230469	08/10/2023	1,041.25	
SABEL MECHANICAL LLC	IMPELLER GOLFVIEW	230566	09/07/2023	4,658.48	
Total 61-53610-68-317-832 COLLECT SYS PUMP EQUIP PROF:				5,699.73	
61-53610-68-317-834 MAINT GEN PLANT PROF SERV					
AMAZON CAPITAL SERVICES	UTILITIES SUPPLIES- WW	11TH-LTRF-LMGM	09/11/2023	45.43	
Total 61-53610-68-317-834 MAINT GEN PLANT PROF SERV:				45.43	
61-53610-68-321-834 MAINT GEN PLANT JANITOR SUPPLY					
O'REILLY AUTO PARTS	VEHICLE CLEANING	5059-324173	09/15/2023	9.54	
MAYVILLE ACE HARDWARE	SUPPLIES - UTILITIES	000018/1	08/15/2023	63.96	
GFL ENVIRONMENTAL	UTILITY WW	AUGUST 2023	08/18/2023	97.34	
GFL ENVIRONMENTAL	U9-51930 WW	U90000160653	09/20/2023	98.66	
AMAZON CAPITAL SERVICES	UTILITIES SUPPLIES- WW	11TH-LTRF-LMGM	09/11/2023	7.98	
AMAZON CAPITAL SERVICES	UTILITIES- W	11TH-LTRF-LMGM	09/11/2023	24.36	
AMAZON CAPITAL SERVICES	UTILITIES SUPPLIES- WW	11TH-LTRF-LMGM	09/11/2023	24.36	
AMAZON CAPITAL SERVICES	UTILITIES SUPPLIES- WW	11TH-LTRF-LMGM	09/11/2023	10.21	
AMAZON CAPITAL SERVICES	UTILITIES SUPPLIES- WW	11TH-LTRF-LMGM	09/11/2023	42.75	

Vendor Name	Description	Invoice Number	Invoice Date	Amount Paid	Voided
AMAZON CAPITAL SERVICES	UTILITIES SUPPLIES- WW	11TH-LTRF-LMGM	09/11/2023	22.93	
AMAZON CAPITAL SERVICES	UTILITIES SUPPLIES- WW	11TH-LTRF-LMGM	09/11/2023	.76-	
AMAZON CAPITAL SERVICES	UTILITIES SUPPLIES- WW	144F-W1FM-NPLD	08/25/2023	6.84	
AMAZON CAPITAL SERVICES	UTILITIES SUPPLIES- WW	144F-W1FM-NPLD	08/25/2023	17.75	
Total 61-53610-68-321-834 MAINT GEN PLANT JANITOR SUPPLY:				425.92	
61-53610-68-325-834 MAINT GEN PLANT OPER SUPPLY					
AMAZON CAPITAL SERVICES	UTILITIES SUPPLIES- WW	11TH-LTRF-LMGM	09/11/2023	103.79	
AMAZON CAPITAL SERVICES	UTILITIES SUPPLIES- WW	1M4G-QLYT-6JXL	09/18/2023	26.17	
AMAZON CAPITAL SERVICES	UTILITIES SUPPLIES- WW	1VDT-L77Y-H1WM	09/07/2023	8.98	
Total 61-53610-68-325-834 MAINT GEN PLANT OPER SUPPLY:				138.94	
61-53610-68-327-833 MAINT TREAT/DISP EQUIP-SUPPLY					
AMAZON CAPITAL SERVICES	UTILITIES SUPPLIES- WW	11TH-LTRF-LMGM	09/11/2023	188.66	
Total 61-53610-68-327-833 MAINT TREAT/DISP EQUIP-SUPPLY:				188.66	
61-53610-68-414-831 MAINT COLLECT SYS REPAIR LINES					
ASPHALT SPECIALISTS	PAVING- 18 VARIOUS MANHOLES	15376	08/31/2023	13,500.00	
Total 61-53610-68-414-831 MAINT COLLECT SYS REPAIR LINES:				13,500.00	
61-53610-69-317-827 LAB PROFESSIONAL SERV					
NORTHERN LAKE SERVICE INC	MERCURY	2314314	08/28/2023	355.33	
NORTHERN LAKE SERVICE INC	MERCURY	2315401	09/14/2023	355.33	
Total 61-53610-69-317-827 LAB PROFESSIONAL SERV:				710.66	
61-53610-69-383-827 LAB SUPPLIES					
AMAZON CAPITAL SERVICES	UTILITIES SUPPLIES- WW	11TH-LTRF-LMGM	09/11/2023	16.96	
Total 61-53610-69-383-827 LAB SUPPLIES:				16.96	
Grand Totals:				89,970.12	

CITY OF MAYVILLE
REVENUES WITH COMPARISON TO BUDGET
FOR THE 8 MONTHS ENDING AUGUST 31, 2023

(60) WATER FUND

		PERIOD ACTUA	YTD ACTUAL	BUDGET	UNEARNED	PCNT
	PUBLIC CHARGES FOR SERVICES					
60-46450-64-000-415	INCOME FROM JOBBING	.00	640.03	780.00	139.97	82.1
60-46450-65-001-470	FORFEITURES & PENALITIES	610.71	3,875.99	4,738.00	862.01	81.8
60-46450-65-011-461	RESIDENTIAL - METERED	37,955.20	303,711.58	463,765.00	160,053.42	65.5
60-46450-65-012-461	COMMERCIAL - METERED	6,461.45	51,562.92	75,581.00	24,018.08	68.2
60-46450-65-013-461	INDUSTRIAL - METERED	51,471.73	186,831.69	211,216.00	24,384.31	88.5
60-46450-65-014-462	FIRE PROTECTION - PRIVATE	2,947.99	23,583.92	35,376.00	11,792.08	66.7
60-46450-65-015-461	RESIDENTIAL MULTIFAM - METERED	3,611.93	29,933.48	42,333.00	12,399.52	70.7
60-46450-65-015-463	FIRE PROTECTION - PUBLIC	30,877.91	245,981.95	355,374.00	109,392.05	69.2
60-46450-65-016-464	PUBLIC AUTHORITY - METERED	1,648.58	10,643.29	15,268.00	4,624.71	69.7
60-46450-65-017-474	METER TURN-ON CHARGE	.00	80.00	6,300.00	6,220.00	1.3
60-46450-65-018-474	MISC-REAL ESTATE CLOSING FEE	90.00	555.00	1,200.00	645.00	46.3
60-46450-65-020-471	MISCELLANEOUS REVENUE	.00	138.48	.00	(138.48)	.0
	TOTAL PUBLIC CHARGES FOR SERVI	135,675.50	857,538.33	1,211,931.00	354,392.67	70.8
	INTEREST INCOME & MISC					
60-48110-66-000-419	INTEREST-INVESTMENTS	4,080.68	27,177.58	3,000.00	(24,177.58)	905.9
60-48400-66-000-474	WATER - INSURANCE RECOVERIES	.00	4,742.50	.00	(4,742.50)	.0
60-48900-66-000-421	GEN ADMIN - MISC NON OPER CC	933.00	14,928.00	46,650.00	31,722.00	32.0
	TOTAL INTEREST INCOME & MISC	5,013.68	46,848.08	49,650.00	2,801.92	94.4
	TOTAL FUND REVENUE	140,689.18	904,386.41	1,261,581.00	357,194.59	71.7

CITY OF MAYVILLE
EXPENDITURES WITH COMPARISON TO BUDGET
FOR THE 8 MONTHS ENDING AUGUST 31, 2023

(60) WATER FUND

		PERIOD ACTUA	YTD ACTUAL	BUDGET	UNEXPENDED	PCNT
60-53800-61-102-600	SOURCE-OPER-WAGE-REG	2,915.85	15,075.62	15,809.00	733.38	95.4
60-53800-61-102-605	SOURCE-MAINT-WAGE REG	655.40	6,038.42	5,658.00	(380.42)	106.7
60-53800-61-103-600	SOURCE-OPER-WAGE-OT	335.20	2,750.03	3,318.00	567.97	82.9
60-53800-61-103-605	SOURCE-MAINT-WAGE-OT	.00	.00	106.00	106.00	.0
60-53800-61-319-605	SOURCE-MAINT-CONTRACTED SRVC	.00	237.80	1,500.00	1,262.20	15.9
60-53800-61-325-605	SOURCE-MAINT-SUPPLIES	.00	292.48	100.00	(192.48)	292.5
	TOTAL SOURCE OF SUPPLY	3,906.45	24,394.35	26,491.00	2,096.65	92.1
60-53800-62-102-620	PUMP-OPER-WAGE REG	610.74	6,957.41	8,340.00	1,382.59	83.4
60-53800-62-102-625	PUMP-MAINT PLANT-WAGE REG	.00	518.40	1,031.00	512.60	50.3
60-53800-62-103-620	PUMP-OPER-WAGE OT	.00	.00	202.00	202.00	.0
60-53800-62-317-625	PUMP-MAINT PLANT-OTHER PROF	192.03	56,982.33	53,275.00	(3,707.33)	107.0
60-53800-62-323-622	PUMP-UTILITIES ELECTRIC	.00	41,612.24	51,732.00	10,119.76	80.4
60-53800-62-324-622	PUMP-UTILITIES NATURAL GAS	.00	4,861.67	7,432.00	2,570.33	65.4
	TOTAL PUMPING EXPENSE	802.77	110,932.05	122,012.00	11,079.95	90.9
60-53800-63-102-630	TREAT-OPER-WAGES REG	412.72	7,061.89	11,755.00	4,693.11	60.1
60-53800-63-102-635	TREAT-MAINT PLANT-WAGES REG	120.64	808.16	1,362.00	553.84	59.3
60-53800-63-103-630	TREAT-OPER-WAGES OT	.00	129.05	200.00	70.95	64.5
60-53800-63-317-635	TREAT-MAINT PLANT-PROFESSIONAL	195.37	7,241.50	4,150.00	(3,091.50)	174.5
60-53800-63-325-632	TREAT-OPER-SUPPLIES	62.75	370.45	2,000.00	1,629.55	18.5
60-53800-63-327-635	TREAT-MAINT PLANT-EQUIP SUPPLY	.00	412.35	3,200.00	2,787.65	12.9
60-53800-63-364-631	TREAT-CHEM-CHLORINE	1,775.11	12,078.82	14,645.00	2,566.18	82.5
60-53800-63-371-631	TREAT-CHEM-HMO	.00	802.08	5,665.00	4,862.92	14.2
	TOTAL WATER TREATMENT	2,566.59	28,904.30	42,977.00	14,072.70	67.3

CITY OF MAYVILLE
EXPENDITURES WITH COMPARISON TO BUDGET
FOR THE 8 MONTHS ENDING AUGUST 31, 2023

(60) WATER FUND

		PERIOD ACTUA	YTD ACTUAL	BUDGET	UNEXPENDED	PCNT
60-53800-64-102-640	TRANS-OPER WAGES REG	3,448.80	20,774.65	30,369.00	9,594.35	68.4
60-53800-64-102-650	TRANS-MAINT DISTR-WAGES REG	150.80	541.43	1,175.00	633.57	46.1
60-53800-64-102-651	TRANS-MAINT MAINS-WAGES REG	150.80	2,001.84	2,905.00	903.16	68.9
60-53800-64-102-652	TRANS-MAINT SERVICES-WAGES RE	150.80	1,067.60	2,955.00	1,887.40	36.1
60-53800-64-102-653	TRANS-MAINT METERS-WAGES REG	.00	3,630.89	5,391.00	1,760.11	67.4
60-53800-64-102-654	TRANS-MAINT HYDRANTS-WAGES RE	.00	282.65	313.00	30.35	90.3
60-53800-64-103-640	TRANS-OPER-WAGES-OT	.00	88.76	700.00	611.24	12.7
60-53800-64-103-650	TRANS-MAINT DISTR-WAGES OT	.00	67.60	107.00	39.40	63.2
60-53800-64-103-651	TRANS-MAINT MAINS-WAGES OT	90.48	628.30	1,128.00	499.70	55.7
60-53800-64-103-652	TRANS-MAINT SERVICES-WAGES OT	66.99	187.63	905.00	717.37	20.7
60-53800-64-107-640	TRANS-OPER-WAGES STANDBY	492.50	4,402.50	7,433.00	3,030.50	59.2
60-53800-64-317-650	TRANS-MAINT DISTR-PROFESSIONAL	.00	1,000.00	.00	(1,000.00)	.0
60-53800-64-319-641	TRANS-OPER-CONTRACTED SERVIC	1,783.00	13,568.50	24,496.00	10,927.50	55.4
60-53800-64-322-641	TRANS-UTILITIES WATER/SEWER	.00	8,962.96	12,213.00	3,250.04	73.4
60-53800-64-325-641	TRANS-OPERATING-SUPPLIES	32.38	1,128.23	2,268.00	1,139.77	49.8
60-53800-64-410-651	TRANS-MAINT MAINS-REPAIRS	8,943.00	40,809.20	73,076.00	32,266.80	55.8
60-53800-64-411-652	TRANS-MAINT SERVICES-REPAIRS	2,672.50	10,748.45	24,000.00	13,251.55	44.8
60-53800-64-412-653	TRANS-MAINT METERS-REPAIRS	.00	59.66	6,000.00	5,940.34	1.0
60-53800-64-413-654	TRANS-MAINT HYDRANTS-REPAIRS	6,000.00	31,568.94	16,500.00	(15,068.94)	191.3
	TOTAL TRANS & DISTRIBTN	23,982.05	141,519.79	211,934.00	70,414.21	66.8
60-53800-65-102-901	CUST ACCT-METER READING-WAGES	150.80	331.76	1,477.00	1,145.24	22.5
60-53800-65-102-902	CUST-ACCTG/COLLECT-WAGES REG	952.40	8,095.40	11,290.00	3,194.60	71.7
60-53800-65-103-902	CUST-ACCTG/COLLECT-WAGES OT	.00	15.09	.00	(15.09)	.0
60-53800-65-305-903	CUST-SUPPLIES/EXP-POSTAGE	351.89	2,792.37	5,200.00	2,407.63	53.7
60-53800-65-314-903	CUST-SUPPLIES/EXP-OFFICE	.00	.00	1,500.00	1,500.00	.0
60-53800-65-381-904	CUST-UNCOLLECTIBLE-WRITE OFFS	.00	.00	300.00	300.00	.0
	TOTAL CUSTOMER ACCT EXP	1,455.09	11,234.62	19,767.00	8,532.38	56.8

CITY OF MAYVILLE
EXPENDITURES WITH COMPARISON TO BUDGET
FOR THE 8 MONTHS ENDING AUGUST 31, 2023

(60) WATER FUND

		PERIOD ACTUA	YTD ACTUAL	BUDGET	UNEXPENDED	PCNT
60-53800-66-101-920	ADM/GEN-ADMIN/GEN-SALARY	2,800.98	23,807.00	33,607.00	9,800.00	70.8
60-53800-66-102-920	ADM/GEN-WAGES REG	952.40	8,095.40	11,426.00	3,330.60	70.9
60-53800-66-102-930	ADM/GEN-MISC GEN-WAGES REG	331.76	3,509.06	5,257.00	1,747.94	66.8
60-53800-66-102-933	ADM/GEN-TRANSPORTATION-WAGES	.00	150.48	242.00	91.52	62.2
60-53800-66-102-935	ADM/GEN-MAINT GEN PLANT-WAGES	658.33	4,613.37	7,717.00	3,103.63	59.8
60-53800-66-103-930	ADM/GEN-MISC GEN-WAGES OT	.00	.00	33.00	33.00	.0
60-53800-66-201-408	ADM/GEN-FICA & MEDICARE	1,170.36	9,362.17	14,500.00	5,137.83	64.6
60-53800-66-203-926	ADM/GEN-RETIREMENT	967.89	8,168.65	11,989.00	3,820.35	68.1
60-53800-66-204-926	ADM/GEN-HEALTH INSURANCE	4,104.51	31,747.59	58,259.00	26,511.41	54.5
60-53800-66-205-926	ADM/GEN-LIFE INSURANCE	35.58	258.25	488.00	229.75	52.9
60-53800-66-206-930	ADM/GEN-MISC GEN-EDUCATION	.00	.00	125.00	125.00	.0
60-53800-66-208-926	ADM/GEN-DENTAL INSURANCE	231.77	1,769.12	2,532.00	762.88	69.9
60-53800-66-210-926	ADM/GEN-VISION INSURANCE	33.79	258.03	369.00	110.97	69.9
60-53800-66-211-926	ADM/GEN-SICK LEAVE PAYOUT	446.60	2,274.76	1,866.00	(408.76)	121.9
60-53800-66-212-930	ADM/GEN-BOARDS & COMMITTEES	.00	.00	920.00	920.00	.0
60-53800-66-213-926	ADM/GEN-VACATION	178.64	3,608.76	3,305.00	(303.76)	109.2
60-53800-66-214-926	ADM/GEN-HOLIDAY PAY	.00	2,153.54	4,032.00	1,878.46	53.4
60-53800-66-218-926	ADM/GEN-SHORT TERM DISABILITY	57.63	448.56	954.00	505.44	47.0
60-53800-66-280-926	ADM/GEN-FSA ADMIN FEES	.00	66.48	176.00	109.52	37.8
60-53800-66-302-930	ADM/GEN-MEMBERSHIPS	.00	898.00	600.00	(298.00)	149.7
60-53800-66-303-930	ADM/GEN-REGISTRATION FEES	212.84	624.63	1,000.00	375.37	62.5
60-53800-66-304-921	ADM/GEN-TELEPHONE	8.72	151.03	700.00	548.97	21.6
60-53800-66-305-921	ADM/GEN-POSTAGE	.00	104.88	518.00	413.12	20.3
60-53800-66-306-930	ADM/GEN-TRAVEL EMPLOYEE	.00	.00	100.00	100.00	.0
60-53800-66-308-930	ADM/GEN-LODGING	.00	(387.00)	.00	387.00	.0
60-53800-66-310-930	ADM/GEN-PUBLICATION NOTICES	.00	1,181.90	1,500.00	318.10	78.8
60-53800-66-313-403	ADM/GEN-DEPRECIATION	.00	.00	255,000.00	255,000.00	.0
60-53800-66-313-404	ADM/GEN-DEPRECIATION CIAC	.00	.00	28,250.00	28,250.00	.0
60-53800-66-314-921	ADM/GEN-OFFICE SUPPLIES	30.39	1,264.28	957.00	(307.28)	132.1
60-53800-66-315-923	ADM/GEN-LEGAL SERVICES	.00	533.75	1,200.00	666.25	44.5
60-53800-66-316-923	ADM/GEN-ACCOUNTING/AUDIT	.00	29,031.10	18,500.00	(10,531.10)	156.9
60-53800-66-317-923	ADM/GEN-CONTRACTED SERVICES	.00	780.91	2,500.00	1,719.09	31.2
60-53800-66-317-930	ADM/GEN-PROFESSIONAL SERVICES	.00	2,162.00	1,000.00	(1,162.00)	216.2
60-53800-66-319-923	ADM/GEN-CONTRACTED SERVICES	.00	669.38	1,200.00	530.62	55.8
60-53800-66-319-935	ADM/GEN-MAINT GEN-CONTRACTED	275.50	5,002.14	2,500.00	(2,502.14)	200.1

CITY OF MAYVILLE
EXPENDITURES WITH COMPARISON TO BUDGET
FOR THE 8 MONTHS ENDING AUGUST 31, 2023

(60) WATER FUND

		PERIOD ACTUA	YTD ACTUAL	BUDGET	UNEXPENDED	PCNT
60-53800-66-321-935	ADM/GEN-JANITORIAL SUPPLIES	42.46	1,160.41	2,300.00	1,139.59	50.5
60-53800-66-325-935	ADM/GEN-MAINT GEN-SUPPLIES	250.32	1,129.31	3,100.00	1,970.69	36.4
60-53800-66-327-921	ADM/GEN-OFFICE SUPPLIES-EQUIP	43.94	4,763.52	7,000.00	2,236.48	68.1
60-53800-66-331-933	ADM/GEN-SUPPLIES VEHICLES	39.79	2,515.55	1,800.00	(715.55)	139.8
60-53800-66-334-924	INSURANCE BUILDINGS	862.73	5,620.38	9,636.00	4,015.62	58.3
60-53800-66-335-933	INSURANCE-VEHICLES	196.43	1,279.64	2,196.00	916.36	58.3
60-53800-66-336-924	INSURANCE PUBLIC LIABILITY	246.43	1,605.41	2,750.00	1,144.59	58.4
60-53800-66-341-428	AMORTIZATION DEBT DISC/EXP	.00	.00	12,250.00	12,250.00	.0
60-53800-66-353-427	ADM/GEN-INTEREST-LONG TRM DEB	.00	19,760.15	35,000.00	15,239.85	56.5
60-53800-66-354-456	ADM/GEN-LEAD LATERAL REIMBURS	.00	640.03	.00	(640.03)	.0
60-53800-66-386-933	ADM/GEN-SUPPLIES GAS/OIL/ETC	777.03	2,279.47	3,171.00	891.53	71.9
60-53800-66-387-924	INSURANCE-WORKERS COMP	761.46	5,070.62	8,499.00	3,428.38	59.7
60-53800-66-392-408	ADM/GEN-PAYMENT IN LIEU OF TAX	.00	.00	200,000.00	200,000.00	.0
60-53800-66-902-935	ADM/GEN-TRSFR TO GENERAL FUND	.00	.00	6,500.00	6,500.00	.0
	TOTAL ADMIN & GENERAL	15,718.28	188,132.71	767,524.00	579,391.29	24.5
	TOTAL FUND EXPENDITURES	48,431.23	505,117.82	1,190,705.00	685,587.18	42.4
	NET REVENUE OVER EXPENDITURES	92,257.95	399,268.59	70,876.00	(328,392.59)	563.3

CITY OF MAYVILLE
REVENUES WITH COMPARISON TO BUDGET
FOR THE 8 MONTHS ENDING AUGUST 31, 2023

(61) SEWER FUND

		PERIOD ACTUA	YTD ACTUAL	BUDGET	UNEARNED	PCNT
	PUBLIC CHARGES FOR SERVICES					
61-46410-65-011-631	FORFEITURES & PENALTIES	760.99	4,631.67	5,965.00	1,333.33	77.7
61-46410-65-021-622	RESIDENTIAL - SEWER	59,732.60	474,150.92	705,031.00	230,880.08	67.3
61-46410-65-022-622	COMMERCIAL - SEWER	17,277.97	137,948.85	196,119.00	58,170.15	70.3
61-46410-65-023-622	INDUSTRIAL-SEWER	45,086.22	302,257.84	463,008.00	160,750.16	65.3
61-46410-65-024-622	PUBLIC AUTHORITY - SEWER	2,602.36	20,445.65	32,337.00	11,891.35	63.2
61-46410-65-025-624	SERVICES-OTHER UTILITIES	4,688.83	44,936.28	62,974.00	18,037.72	71.4
61-46410-65-026-635	SEWER-MISCELLANEOUS	.00	.00	1,200.00	1,200.00	.0
61-46410-65-027-635	SEWER CONNECTS	1,240.00	23,921.61	11,829.00	(12,092.61)	202.2
	TOTAL PUBLIC CHARGES FOR SERVI	131,388.97	1,008,292.82	1,478,463.00	470,170.18	68.2
	INTEREST INCOME & MISC					
61-48110-66-000-419	INTEREST-INVESTMENTS	7,959.24	53,819.76	8,907.00	(44,912.76)	604.2
	TOTAL INTEREST INCOME & MISC	7,959.24	53,819.76	8,907.00	(44,912.76)	604.2
	TOTAL FUND REVENUE	139,348.21	1,062,112.58	1,487,370.00	425,257.42	71.4

CITY OF MAYVILLE
EXPENDITURES WITH COMPARISON TO BUDGET
FOR THE 8 MONTHS ENDING AUGUST 31, 2023

(61) SEWER FUND

		PERIOD ACTUA	YTD ACTUAL	BUDGET	UNEXPENDED	PCNT
61-53610-65-102-840	BILL/COLLECT/ACCTG -WAGES	952.40	8,095.40	11,290.00	3,194.60	71.7
61-53610-65-102-842	METER READING-WAGES	519.66	4,887.15	6,695.00	1,807.85	73.0
61-53610-65-305-840	BILL/COLLECT/ACCTG-POSTAGE	351.88	2,792.40	3,510.00	717.60	79.6
61-53610-65-314-840	BILL/COLLECT/ACCT-SUPPLIES OFF	.00	.00	1,500.00	1,500.00	.0
	TOTAL CUSTOMER ACCT EXP	1,823.94	15,774.95	22,995.00	7,220.05	68.6

CITY OF MAYVILLE
EXPENDITURES WITH COMPARISON TO BUDGET
FOR THE 8 MONTHS ENDING AUGUST 31, 2023

(61) SEWER FUND

		PERIOD ACTUA	YTD ACTUAL	BUDGET	UNEXPENDED	PCNT
61-53610-66-101-850	ADMIN & GENERAL SALARIES	2,800.63	23,806.62	33,606.00	9,799.38	70.8
61-53610-66-102-850	ADMIN & GENERAL WAGES	952.40	8,110.40	11,290.00	3,179.60	71.8
61-53610-66-102-856	MISC GENERAL WAGES	903.40	7,840.73	10,468.00	2,627.27	74.9
61-53610-66-201-854	PENSION/BENEFIT FICA/MEDICARE	1,464.91	11,862.11	22,344.00	10,481.89	53.1
61-53610-66-203-854	PENSION/BENEFIT RETIREMENT	1,216.09	10,344.30	15,220.00	4,875.70	68.0
61-53610-66-204-854	PENSION/BENEFIT HEALTH INSURAN	3,586.54	29,780.81	52,654.00	22,873.19	56.6
61-53610-66-205-854	PENSION/BENEFIT LIFE INSURANCE	15.27	148.55	526.00	377.45	28.2
61-53610-66-206-856	MISC GEN EDUCATION & TRAINING	37.00	63.37	500.00	436.63	12.7
61-53610-66-208-854	PENSION/BENEFIT DENTAL INSURAN	209.02	1,757.20	3,739.00	1,981.80	47.0
61-53610-66-210-854	PENSION/BENEFIT VISION INSURAN	31.43	263.73	542.00	278.27	48.7
61-53610-66-211-854	PENSION/BENEFIT SICK LEAVE	.00	641.18	5,600.00	4,958.82	11.5
61-53610-66-212-856	MISC GEN BOARDS & COMMITTEES	.00	.00	920.00	920.00	.0
61-53610-66-213-854	PENSION/BENEFIT VACATION	1,689.52	4,320.15	8,104.00	3,783.85	53.3
61-53610-66-214-854	PENSION/BENEFIT HOLIDAY	.00	5,892.41	9,200.00	3,307.59	64.1
61-53610-66-218-854	PENSION/BENEFIT SHT TRM DISAB	71.66	583.24	750.00	166.76	77.8
61-53610-66-280-854	PENSION/BENEFIT FSA ADM FEES	.00	66.48	220.00	153.52	30.2
61-53610-66-302-856	MISC GEN MEMBERSHIP DUES	.00	.00	250.00	250.00	.0
61-53610-66-303-856	MISC GEN REGISTRATION FEES	48.64	506.34	601.00	94.66	84.3
61-53610-66-304-851	OFFICE SUPPLIES/EXP TELEPHONE	8.72	151.03	700.00	548.97	21.6
61-53610-66-305-851	OFFICE SUPPLIES/EXP POSTAGE	.00	104.88	628.00	523.12	16.7
61-53610-66-306-856	MISC GEN TRAVEL EMPLOYEE	.00	.00	80.00	80.00	.0
61-53610-66-308-856	MISC GEN LODGING	.00	387.00	.00	(387.00)	.0
61-53610-66-310-851	OFFICE SUPPLY/EXP PUBLICATION	.00	255.85	200.00	(55.85)	127.9
61-53610-66-313-403	DEPRECIATION EXPENSE	.00	.00	436,000.00	436,000.00	.0
61-53610-66-314-851	OFFICE-SUPPLIES OFFICE	30.38	1,416.95	700.00	(716.95)	202.4
61-53610-66-315-852	OUTSIDE SERV LEGAL SERVICES	.00	183.75	1,200.00	1,016.25	15.3
61-53610-66-316-852	OUTSIDE SERV ACCOUNTING/AUDIT	.00	29,001.11	18,500.00	(10,501.11)	156.8
61-53610-66-317-852	OUTSIDE SERV OTH PROFESSIONAL	.00	3,892.12	24,500.00	20,607.88	15.9
61-53610-66-317-856	MISC GEN PROFESSIONAL SERV	.00	62.00	400.00	338.00	15.5
61-53610-66-327-851	OFFICE - SUPPLIES EQUIPMENT	43.94	4,689.20	7,000.00	2,310.80	67.0
61-53610-66-334-853	INSURANCE BUILDINGS	1,521.28	9,910.62	12,260.00	2,349.38	80.8
61-53610-66-335-853	INSURANCE VEHICLES	389.17	2,535.27	3,624.00	1,088.73	70.0
61-53610-66-336-853	INSURANCE PUBLIC LIABILITY	.00	1,011.60	2,060.00	1,048.40	49.1
61-53610-66-352-852	OUTSIDE SERV ENGINEERING	.00	650.00	5,000.00	4,350.00	13.0
61-53610-66-353-427	INTEREST ON LONG TERM DEBT	.00	15,969.30	32,500.00	16,530.70	49.1

CITY OF MAYVILLE
EXPENDITURES WITH COMPARISON TO BUDGET
FOR THE 8 MONTHS ENDING AUGUST 31, 2023

(61) SEWER FUND

		PERIOD ACTUA	YTD ACTUAL	BUDGET	UNEXPENDED	PCNT
61-53610-66-387-854	PENSION/BENEFIT WKRS COMP INS	1,007.89	5,664.44	7,189.00	1,524.56	78.8
61-53610-66-902-852	OUTSIDE SERV TRSFR TO GEN FUND	.00	.00	6,500.00	6,500.00	.0
	TOTAL ADMIN & GENERAL EXP	16,027.89	181,872.74	735,575.00	553,702.26	24.7
61-53610-67-102-820	SUPERVISION & LABOR WAGES	969.12	8,461.04	22,618.00	14,156.96	37.4
61-53610-67-102-828	TRANSPORTATION EXP WAGES	36.87	473.17	3,450.00	2,976.83	13.7
61-53610-67-103-820	SUPERVISION & LABOR WAGES OT	373.36	4,242.57	6,077.00	1,834.43	69.8
61-53610-67-107-820	SUPERVISION & LABOR STANDBY	492.50	4,297.50	7,433.00	3,135.50	57.8
61-53610-67-303-827	OTH OPERATING REGISTRATION FEE	.00	4,447.06	4,500.00	52.94	98.8
61-53610-67-317-827	OTH OPERATING PROFESSIONAL	.00	.00	2,516.00	2,516.00	.0
61-53610-67-319-827	OTH OPER CONTRACTED SLUDGE	16,926.40	118,986.59	207,396.00	88,409.41	57.4
61-53610-67-322-827	OTH OPER UTILITIES WATER/SEWER	.00	2,280.35	4,738.00	2,457.65	48.1
61-53610-67-323-822	POWER/FUEL AERATION ELECTRIC	.00	76,465.58	108,733.00	32,267.42	70.3
61-53610-67-324-827	OTHER OPER UTILITIES NAT GAS	.00	26,679.70	42,756.00	16,076.30	62.4
61-53610-67-325-827	OTH OPER - SUPPLIES OPERATING	32.37	3,349.00	10,950.00	7,601.00	30.6
61-53610-67-331-828	TRANSPORT SUPPLIES VEHICLES	65.04	2,152.06	2,114.00	(38.06)	101.8
61-53610-67-357-826	OTH CHEMICALS SUPPLIES OTHER	.00	411.00	.00	(411.00)	.0
61-53610-67-364-824	OPERATING EXPENSE-PHOS REM CH	.00	40,998.30	73,500.00	32,501.70	55.8
61-53610-67-386-828	TRANSPORT EXP SUPPLIES GAS/OIL	210.49	2,088.62	2,746.00	657.38	76.1
	TOTAL OPERATING EXPENSE	19,106.15	295,332.54	499,527.00	204,194.46	59.1

CITY OF MAYVILLE
EXPENDITURES WITH COMPARISON TO BUDGET
FOR THE 8 MONTHS ENDING AUGUST 31, 2023

(61) SEWER FUND

		PERIOD ACTUA	YTD ACTUAL	BUDGET	UNEXPENDED	PCNT
61-53610-68-102-831	MAINT COLLECT SYSTEM WAGES	487.30	7,853.64	6,480.00	(1,373.64)	121.2
61-53610-68-102-832	COLLECT SYS PUMP EQUIP WAGES	901.88	6,597.33	4,510.00	(2,087.33)	146.3
61-53610-68-102-833	MAINT TREAT/DISP EQUIP WAGES	2,835.29	21,789.78	23,089.00	1,299.22	94.4
61-53610-68-102-834	MAINT GEN PLANT WAGES	2,222.51	9,166.19	9,539.00	372.81	96.1
61-53610-68-103-831	MAINT COLLECT SYSTEM WAGES OT	.00	92.12	.00	(92.12)	.0
61-53610-68-103-832	COLLECT SYS PUMP EQUIP WAGE O	.00	404.48	315.00	(89.48)	128.4
61-53610-68-103-833	MAINT TREAT/DISP EQUIP WAGE OT	.00	127.00	489.00	362.00	26.0
61-53610-68-317-831	MAINT COLLECT SYSTEM PROF SER	.00	14,678.64	3,500.00	(11,178.64)	419.4
61-53610-68-317-832	COLLECT SYS PUMP EQUIP PROF	196.29	22,446.43	12,500.00	(9,946.43)	179.6
61-53610-68-317-834	MAINT GEN PLANT PROF SERV	280.24	10,732.31	14,284.00	3,551.69	75.1
61-53610-68-319-833	MAINT TREAT/DISP EQUIP CONTRAC	39.19	2,623.07	16,080.00	13,456.93	16.3
61-53610-68-321-834	MAINT GEN PLANT JANITOR SUPPLY	50.39	1,435.17	2,425.00	989.83	59.2
61-53610-68-325-831	MAINT COLLECT SYS OPER SUPPLY	.00	2,565.27	10,246.00	7,680.73	25.0
61-53610-68-325-834	MAINT GEN PLANT OPER SUPPLY	102.00	973.21	5,223.00	4,249.79	18.6
61-53610-68-327-833	MAINT TREAT/DISP EQUIP-SUPPLY	.00	554.95	6,400.00	5,845.05	8.7
61-53610-68-359-832	COLL SYS PUMP EQUIP MAINT OTH	116.32	7,383.52	1,575.00	(5,808.52)	468.8
61-53610-68-412-835	MAINT METERS REPAIRS	.00	.00	1,500.00	1,500.00	.0
61-53610-68-414-831	MAINT COLLECT SYS REPAIR LINES	.00	63,375.64	12,800.00	(50,575.64)	495.1
	TOTAL MAINTENANCE EXPENSE	7,231.41	172,798.75	130,955.00	(41,843.75)	132.0
61-53610-69-102-820	LAB WAGES	3,543.70	33,472.80	47,660.00	14,187.20	70.2
61-53610-69-103-820	LAB WAGES OT	45.26	321.74	600.00	278.26	53.6
61-53610-69-317-827	LAB PROFESSIONAL SERV	.00	7,845.52	7,408.00	(437.52)	105.9
61-53610-69-383-827	LAB SUPPLIES	60.93	4,788.65	5,900.00	1,111.35	81.2
	TOTAL LAB EXPENSES	3,649.89	46,428.71	61,568.00	15,139.29	75.4
	TOTAL FUND EXPENDITURES	47,839.28	712,207.69	1,450,620.00	738,412.31	49.1
	NET REVENUE OVER EXPENDITURES	91,508.93	349,904.89	36,750.00	(313,154.89)	952.1

CITY OF MAYVILLE
WATER AND WASTEWATER

Customer Inquiry - Compare
12-5171-04, TIMOTHY BULLETTE, 1387 DAYTON ST APT 1

9/27/2023
Page: 1

	02/28/2023	01/31/2023	12/31/2022	11/30/2022	10/31/2022	10/01/2022	09/30/2022	08/31/2022	07/31/2022	06/30/2022	05/31/2022	04/30/2022	03/31/2022
WATER BASE	.00	.00	.00	.00	.00	.00	7.93	7.93	7.93	7.93	7.93	7.93	7.93
WATER USAGE	.00	.00	.00	.00	.00	.00	3.02	.00	3.02	3.02	.00	3.02	3.02
WATER USAGE usage	0	0	0	0	0	0	1	0	1	1	0	1	1
PUBLIC FIRE PROT	.00	.00	.00	.00	.00	.00	11.69	11.69	11.69	11.69	11.69	11.69	11.69
SEWER BASE	.00	.00	.00	.00	.00	.00	12.20	12.20	12.20	12.20	12.20	12.20	12.20
SEWER USAGE	.00	.00	.00	.00	.00	.00	4.86	.00	4.86	4.86	.00	4.86	4.86
WATER PENALTY	.00	.00	.00	.00	.00	.00	.00	.00	.00	.00	.00	.00	.00
SEWER PENALTY	.00	.00	.00	.00	.00	.00	.00	.00	.00	.00	.00	.00	.00
REFUSE PENALTY	.00	.00	.00	.00	.00	.00	.00	.00	.00	.00	.00	.00	.00
Total charges	**.00**	**.00**	**.00**	**.00**	**.00**	**.00**	**39.70**	**31.82**	**39.70**	**39.70**	**31.82**	**39.70**	**39.70**
Previous balance	.00	.00	.00	.00	39.70	39.70	31.82	39.70	39.70	31.82	39.70	39.70	31.82
Payments	.00	.00	.00	.00	39.70-	.00	31.82-	39.70-	39.70-	31.82-	39.70-	39.70-	31.82-
Adjustments	.00	.00	.00	.00	.00	.00	.00	.00	.00	.00	.00	.00	.00
	.00	.00	.00	.00	.00	39.70	39.70	31.82	39.70	39.70	31.82	39.70	39.70

Selected period: 02/28/2023
Display options: Amounts, Usages
Summarize by: Service

Item D

Ans-E

Customer Inquiry - Compare
12-5171-05, DWJ PROPERTIES LLC, 1387 DAYTON ST APT 1

	08/31/2023	07/31/2023	06/30/2023	05/31/2023	04/30/2023	03/31/2023	02/28/2023	02/01/2023	01/31/2023	12/31/2022	11/30/2022	10/31/2022	09/30/2022
WATER BASE	.00	.00	.00	.00	.00	.00	.00	.28	7.93	7.93	7.93	7.93	.00
WATER USAGE	.00	.00	.00	.00	.00	.00	.00	.00	15.10	9.06	6.04	541.95	.00
WATER USAGE usage	0	0	0	0	0	0	0	0	5	3	2	253	0
PUBLIC FIRE PROT	.00	.00	.00	.00	.00	.00	.00	.42	11.69	11.69	11.69	11.69	.00
SEWER BASE	.00	.00	.00	.00	.00	.00	.00	.44	12.20	12.20	12.20	12.20	.00
SEWER USAGE	.00	.00	.00	.00	.00	.00	.00	.00	24.30	14.58	9.72	1,229.58	.00
WATER PENALTY	6.43	6.37	6.30	6.24	6.18	6.12	6.05	.00	6.27	5.93	5.62	.00	.00
SEWER PENALTY	13.83	13.69	13.55	13.42	13.29	13.16	13.02	.00	13.16	12.76	12.42	.00	.00
REFUSE PENALTY	.00	.00	.00	.00	.00	.00	.00	.00	.00	.00	.00	.00	.00
Total charges	**20.26**	**20.06**	**19.85**	**19.66**	**19.47**	**19.28**	**19.07**	**1.14**	**90.65**	**74.15**	**65.62**	**1,803.35**	**.00**
Previous balance	2,025.62	2,005.56	1,985.71	1,966.05	1,946.58	1,927.30	2,034.91	2,033.77	1,943.12	1,868.97	1,803.35	.00	.00
Payments	.00	.00	.00	.00	.00	.00	.00	.00	.00	.00	.00	.00	.00
Adjustments	.00	.00	.00	.00	.00	.00	126.68-	.00	.00	.00	.00	.00	.00
	2,045.88	2,025.62	2,005.56	1,985.71	1,966.05	1,946.58	1,927.30	2,034.91	2,033.77	1,943.12	1,868.97	1,803.35	.00

Selected period: 08/31/2023
Display options: Amounts, Usages
Summarize by: Service

Mayville Water
& Wastewater Utilities

400 KENOSKEE STREET
MAYVILLE, WISCONSIN 53050
PHONE (920) 387-7906
FAX (920) 387-7992

DWJ Properties, LLC
c/o John Wiesner
P.O. Box 545
Pewaukee, WI 53072

May 11, 2023

Dear Mr. Wiesner,

I am writing in regards to your property at 1387 Dayton Street, Apt. 1 and the high water usage that occurred after your tenants passing. The meter at this residence was removed after notice of high usage and the tenants passing and sent to Midwest Meter Inc. for independent meter certification. This meter has tested out at 99.5% to 100% accuracy. This certification is enclosed for your viewing.

As water utilities are also governed by the Public Service Commission, we submitted an inquiry to this governing body as well. I have provided a copy of that information for you as well. Please reach out with any questions.

Thank You,

Courtney Steger
Director of Utilities

Corporate Office
200 E Franklin St.
P.O. Box 316
Edinburg, IL. 62531-0316
Phone: 800-634-4746
Fax: 217-623-4216

Branch Location:
1078 Wolverine Lane
Cape Girardeau, MO. 63701
Phone: 800-635-4746
Fax: 573-334-0181

Branch Location:
200 Commercial Drive
Flora, IN. 46929
Phone: 877-636-4746
Fax: 574-967-4572

Branch Location:
N173 W21290 Northwest
Passage Way
Jackson, WI. 53037
Phone: 262-677-2687
Fax: 262-677-2682

Website: www.Midwest-meter.com

METER TEST CERTIFICATION

Customer:	Mayville WI
Meter Brand:	Badger
Model:	M-25
Serial Number:	18131193
Date:	1-5-23

Test	Percentage Accurate
.25 GPM	99.5 %
2 GPM	100 %
15 GPM	99.5 %

The above meter(s) have been tested according to AWWA specifications.
The Ford Meter Box Test Bench has been
Calibrated per test weight requirements of NIST and ASTM.

Tester: Andy Meiser

Signature:

Nichole DeBaker

From: Courtney Steger
Sent: Thursday, May 11, 2023 2:02 PM
To: Nichole DeBaker
Subject: FW: UTILITY INQUIRY - COURTNEY STEGER - PSCW

From: Scott.Coburn1@wisconsin.gov <Scott.Coburn1@wisconsin.gov>
Sent: Friday, January 20, 2023 9:47 AM
To: Courtney Steger <csteger@mayvillecity.com>
Subject: UTILITY INQUIRY - COURTNEY STEGER - PSCW

UTILITY INQUIRY - No Response Needed

DO NOT RESPOND VIA E-MAIL. THE PSCW WILL ONLY ACCEPT COMPLAINT RESPONSES VIA THE FOLLOWING WEBSITE LINK:
https://apps.psc.wi.gov/pages/CCSresponse.htm?case=240066
Passcode: [redacted]C

Case Number: 240066
Service Type: Water
Customer Name: COURTNEY STEGER

Courtney,

It is not clear that there was a leak. If there is proof that a leak took place, a leak credit would be an option.

In a situation such as this, once the utility is made aware of the passing of a customer, the utility should end the account, take a final read, and issue a bill based on the meter reading. The landlord would then hold the account until a new tenant contacts the utility to apply for service.

If Mayville did follow these steps, the utility would bill the estate for water used up to the last read, as the renter is the customer of record for the bill.

Your summary states that the utility believes the high-water usage happened after the vacancy, which should have also been after the final meter read. In this case, the landlord would be responsible.

Your inquiry suggests that a final meter read either did not take place or was delayed.

The death notice serves as the instruction to the utility to end a customer's account. The utility believes the high-usage period occurred after vacancy. If the utility also believes the high-usage timeframe occurred after the notice of the customer passing was received, this supports the utility's position that the landlord is responsible. Conversely, the estate should be billed if the high-usage period preceded the death notice.

If this bill is not paid come the time of the tax roll, the utility would be able to place the bill on the property owner's taxes (Wis. Stat. 66.0809)

Scott Coburn

2024 Budget

Account Number	Account Title	2020-20 Prior year 3 Actual	2021-21 Prior year 2 Actual	2022-22 Prior Year 1 Actual	JUNE 2023-23 Current year Actual	2023-23 Budget	2024-24 Propsed Budget	2024-24 Incr % +/- Over 2024
60-42100-00-000-000	CAPITAL CONTRIBUTIONS	$ -	$ -	$ -	$ -	$ -	$ -	
60-43510-66-000-001	WATER DEPT - STATE GR COVID	$ 429.00	$ -	$ -	$ -	$ -	$ -	
60-46450-64-000-415	INCOME FROM JOBBING	$ -	$ 959,486.00	$ 556,059.00	$ 640.00	$ 780.00	$ -	-100.00%
60-46450-64-000-416	EXPENSE FROM JOBBING	$ -	$ -	$ -	$ -	$ -	$ -	
60-46450-65-001-470	FORFEITURES & PENALITIES	$ 2,670.00	$ 6,686.00	$ 8,332.00	$ 2,561.00	$ 4,738.00	$ 4,922.00	3.9%
60-46450-65-002-470	WATER SALES	$ -	$ -	$ -	$ -	$ -	$ -	
60-46450-65-011-461	RESIDENTIAL - METERED	$ 443,142.00	$ 460,453.00	$ 452,273.00	$ 224,691.00	$ 463,765.00	$ 488,387.00	5.3%
60-46450-65-012-461	COMMERCIAL - METERED	$ 68,346.00	$ 66,104.00	$ 71,672.00	$ 38,419.00	$ 75,581.00	$ 81,147.00	7.4%
60-46450-65-013-461	INDUSTRIAL - METERED	$ 234,818.00	$ 257,166.00	$ 310,211.00	$ 73,936.00	$ 211,216.00	$ 277,061.00	31.2%
60-46450-65-014-462	FIRE PROTECTION - PRIVATE	$ 35,376.00	$ 35,372.00	$ 35,359.00	$ 17,688.00	$ 35,376.00	$ 36,437.00	3.0%
60-46450-65-015-461	RESIDENTIAL MULTIFAM - METERED	$ 43,896.00	$ 41,659.00	$ 46,637.00	$ 22,658.00	$ 42,333.00	$ 45,316.00	7.0%
60-46450-65-015-463	FIRE PROTECTION - PUBLIC	$ 353,949.00	$ 354,665.00	$ 367,066.00	$ 184,658.00	$ 355,374.00	$ 369,316.00	3.9%
60-46450-65-016-464	PUBLIC AUTHORITY - METERED	$ 13,660.00	$ 16,758.00	$ 15,662.00	$ 7,652.00	$ 15,268.00	$ 15,304.00	0.2%
60-46450-65-017-474	METER TURN-ON CHARGE	$ 6,611.00	$ 6,297.00	$ 5,689.00	$ 80.00	$ 6,300.00	$ 5,462.00	-13.30%
60-46450-65-018-474	MISC-REAL ESTATE CLOSING FEE	$ 1,385.00	$ 1,380.00	$ 1,140.00	$ 435.00	$ 1,200.00	$ 870.00	-27.50%
60-46450-65-020-471	MISCELLANEOUS REVENUE	$ -	$ -	$ -	$ 138.00	$ -	$ 150.00	
60-48110-66-000-419	INTEREST-INVESTMENTS	$ 7,250.00	$ 1,628.00	$ 10,598.00	$ 19,268.00	$ 3,000.00	$ 24,250.00	708.3%
60-48400-66-000-474	WATER - INSURANCE RECOVERIES	$ 2,686.00	$ 9,801.00	$ 1,000.00	$ 4,743.00	$ -	$ -	
60-48900-66-000-421	GEN ADMIN - MISC NON OPER CC	$ 933.00	$ 5,598.00	$ 2,799.00	$ 13,995.00	$ 46,650.00	$ 4,500.00	-90.35%
60-48910-66-000-421	CONTRIBUTED PLANT-MUNI	$ -	$ -	$ -	$ -	$ -	$ -	
WATER	**TOTAL REVENUES**	**$ 1,215,151.00**	**$ 2,223,053.00**	**$ 1,884,497.00**	**$ 611,562.00**	**$ 1,261,581.00**	**$ 1,353,122.00**	
60-53800-61-102-600	SOURCE-OPER-WAGE-REG	$ 9,502.00	$ 13,307.00	$ 17,891.00	$ 12,160.00	$ 15,809.00	$ 25,171.20	59.2%
60-53800-61-102-605	SOURCE-MAINT-WAGE REG	$ 1,145.00	$ 1,811.00	$ 6,706.00	$ 5,383.00	$ 5,658.00	$ 11,142.81	96.9%
60-53800-61-103-600	SOURCE-OPER-WAGE-OT	$ 4,453.00	$ 4,352.00	$ 5,133.00	$ 2,415.00	$ 3,318.00	$ 4,999.05	50.7%
60-53800-61-103-605	SOURCE-MAINT-WAGE-OT	$ -	$ 39.00	$ 75.00	$ -	$ 106.00	$ -	-100.00%
60-53800-61-319-605	SOURCE-MAINT-CONTRACTED SRVC	$ 3,039.00	$ 2,355.00	$ 548.00	$ 238.00	$ 1,500.00	$ 1,500.00	0.0%
60-53800-61-325-605	SOURCE-MAINT-SUPPLIES	$ 72.00	$ 68.00	$ 27.00	$ 292.00	$ 100.00	$ 300.00	200.0%
60-53800-62-102-620	PUMP-OPER-WAGE REG	$ 990.00	$ 1,827.00	$ 9,164.00	$ 6,347.00	$ 8,340.00	$ 13,138.29	57.5%
60-53800-62-102-625	PUMP-MAINT PLANT-WAGE REG	$ 729.00	$ 1,427.00	$ 801.00	$ 518.00	$ 1,031.00	$ 1,072.26	4.0%
60-53800-62-103-620	PUMP-OPER-WAGE OT	$ 902.00	$ 954.00	$ 218.00	$ -	$ 202.00	$ -	-100.00%

Item E

$\exists m > 1$

60-53800-62-317-625	PUMP-MAINT PLANT-OTHER PROF	$	42,627.00	$	62,967.00	$	67,832.00	$	56,790.00	$	53,275.00	$	58,940.00	10.6%
60-53800-62-323-622	PUMP-UTILITIES ELECTRIC	$	59,265.00	$	54,853.00	$	65,735.00	$	40,069.00	$	51,732.00	$	68,689.00	32.8%
60-53800-62-324-622	PUMP-UTILITIES NATURAL GAS	$	6,605.00	$	4,929.00	$	12,592.00	$	6,282.00	$	7,432.00	$	10,769.00	44.9%
60-53800-62-325-625	PUMP-MAINT PLANT-SUPPLIES	$	5.00	$	-	$	-	$	-	$	-	$	-	
60-53800-62-359-625	PUMP-MAINT PLANT-OTHER	$	-	$	-	$	-	$	-	$	-	$	-	
60-53800-63-102-630	TREAT-OPER-WAGES REG	$	11,432.00	$	8,759.00	$	11,366.00	$	6,649.00	$	11,755.00	$	13,763.43	17.1%
60-53800-63-102-635	TREAT-MAINT PLANT-WAGES REG	$	2,947.00	$	1,896.00	$	1,337.00	$	688.00	$	1,362.00	$	1,424.16	4.6%
60-53800-63-103-630	TREAT-OPER-WAGES OT	$	1,472.00	$	-	$	218.00	$	129.00	$	200.00	$	267.03	33.5%
60-53800-63-317-635	TREAT-MAINT PLANT-PROFESSIONAL	$	3,010.00	$	8,382.00	$	5,805.00	$	7,046.00	$	4,150.00	$	13,325.00	221.1%
60-53800-63-325-632	TREAT-OPER-SUPPLIES	$	1,658.00	$	1,811.00	$	1,304.00	$	308.00	$	2,000.00	$	1,200.00	-40.00%
60-53800-63-327-635	TREAT-MAINT PLANT-EQUIP SUPPLY	$	3,453.00	$	6,581.00	$	7,031.00	$	463.00	$	3,200.00	$	3,200.00	0.0%
60-53800-63-364-631	TREAT-CHEM-CHLORINE	$	3,447.00	$	6,642.00	$	12,670.00	$	9,114.00	$	14,645.00	$	15,624.00	6.7%
60-53800-63-364-635	TREAT-MAINT-EQUIP SUPPLIES	$	-	$	-	$	-	$	-	$	-	$	-	
60-53800-63-370-631	TREAT-CHEM-FLOURIDE	$	1,284.00	$	-	$	-	$	-	$	-	$	-	
60-53800-63-371-631	TREAT-CHEM-HMO	$	2,537.00	$	6,170.00	$	4,525.00	$	1,991.00	$	5,665.00	$	4,642.00	-18.06%
60-53800-64-102-640	TRANS-OPER WAGES REG	$	21,144.00	$	26,263.00	$	29,128.00	$	17,326.00	$	30,369.00	$	35,864.82	18.1%
60-53800-64-102-650	TRANS-MAINT DISTR-WAGES REG	$	1,119.00	$	1,676.00	$	990.00	$	391.00	$	1,175.00	$	809.37	-31.12%
60-53800-64-102-651	TRANS-MAINT MAINS-WAGES REG	$	2,099.00	$	1,585.00	$	3,784.00	$	1,851.00	$	2,905.00	$	3,831.57	31.9%
60-53800-64-102-652	TRANS-MAINT SERVICES-WAGES REG	$	442.00	$	5,698.00	$	2,662.00	$	917.00	$	2,955.00	$	1,898.19	-35.76%
60-53800-64-102-653	TRANS-MAINT METERS-WAGES REG	$	145.00	$	1,668.00	$	3,634.00	$	3,631.00	$	5,391.00	$	7,516.17	39.4%
60-53800-64-102-654	TRANS-MAINT HYDRANTS-WAGES REG	$	481.00	$	448.00	$	621.00	$	283.00	$	313.00	$	585.81	87.2%
60-53800-64-102-699	TRANS-WORK ORDERS-WAGES REG	$	-	$	-	$	-	$	-	$	-	$	-	
60-53800-64-103-640	TRANS-OPER-WAGES-OT	$	1,215.00	$	1,158.00	$	651.00	$	89.00	$	700.00	$	184.23	-73.68%
60-53800-64-103-650	TRANS-MAINT DISTR-WAGES OT	$	215.00	$	77.00	$	69.00	$	68.00	$	107.00	$	140.76	31.6%
60-53800-64-103-651	TRANS-MAINT MAINS-WAGES OT	$	604.00	$	850.00	$	2,050.00	$	538.00	$	1,128.00	$	1,113.66	-1.27%
60-53800-64-103-652	TRANS-MAINT SERVICES-WAGES OT	$	76.00	$	1,383.00	$	768.00	$	121.00	$	905.00	$	250.47	-72.32%
60-53800-64-103-653	TRANS-MAINT METERS-WAGES OT	$	-	$	-	$	44.00	$	-	$	-	$	-	
60-53800-64-103-654	TRANS-MAINT HYDRANTS-WAGES OT	$	-	$	34.00	$	17.00	$	-	$	-	$	-	
60-53800-64-103-699	TRANS-WORK ORDERS-WAGES OT	$	-	$	-	$	-	$	-	$	-	$	-	
60-53800-64-107-640	TRANS-OPER-WAGES STANDBY	$	5,468.00	$	6,876.00	$	6,858.00	$	3,910.00	$	7,433.00	$	6,890.00	-7.31%
60-53800-64-317-650	TRANS-MAINT DISTR-PROFESSIONAL	$	2,119.00	$	11,887.00	$	16,404.00	$	1,000.00	$	-	$	-	
60-53800-64-319-641	TRANS-OPER-CONTRACTED SERVICES	$	7,485.00	$	31,680.00	$	29,661.00	$	11,786.00	$	24,496.00	$	24,496.00	0.0%
60-53800-64-322-641	TRANS-UTILITIES WATER/SEWER	$	13,636.00	$	11,709.00	$	17,806.00	$	8,963.00	$	12,213.00	$	15,365.00	25.8%
60-53800-64-325-641	TRANS-OPERATING-SUPPLIES	$	1,154.00	$	1,656.00	$	1,209.00	$	1,096.00	$	2,268.00	$	1,350.00	-40.48%
60-53800-64-354-650	TRANS-MAINT DISTR-MISC	$	-	$	-	$	-	$	-	$	-	$	-	
60-53800-64-410-651	TRANS-MAINT MAINS-REPAIRS	$	49,929.00	$	71,772.00	$	131,557.00	$	31,866.00	$	73,076.00	$	85,375.00	16.8%
60-53800-64-411-652	TRANS-MAINT SERVICES-REPAIRS	$	8,157.00	$	70,107.00	$	38,011.00	$	8,052.00	$	24,000.00	$	30,000.00	25.0%
60-53800-64-412-653	TRANS-MAINT METERS-REPAIRS	$	1,642.00	$	5,676.00	$	2,942.00	$	60.00	$	6,000.00	$	3,714.00	-38.10%
60-53800-64-413-654	TRANS-MAINT HYDRANTS-REPAIRS	$	10,297.00	$	13,728.00	$	6,633.00	$	25,569.00	$	16,500.00	$	25,000.00	51.5%
60-53800-64-420-699	TRANS-WORK ORDERS-CLEARING	$	-	$	-	$	-	$	-	$	-	$	-	

60-53800-65-102-901	CUST ACCT-METER READING-WAGES	$	1,222.00	$	1,136.00	$	1,186.00	$	181.00	$	1,477.00	$	374.67		-74.63%
60-53800-65-102-902	CUST-ACCTG/COLLECT-WAGES REG	$	12,102.00	$	13,063.00	$	11,975.00	$	7,143.00	$	11,290.00	$	14,786.01		31.0%
60-53800-65-103-902	CUST-ACCTG/COLLECT-WAGES OT	$	-	$	-	$	-	$	15.00	$	-	$	31.05		
60-53800-65-305-903	CUST-SUPPLIES/EXP-POSTAGE	$	1,963.00	$	7,100.00	$	4,415.00	$	2,383.00	$	5,200.00	$	5,200.00		0.0%
60-53800-65-314-903	CUST-SUPPLIES/EXP-OFFICE	$	1,701.00	$	1,079.00	$	1,469.00	$	-	$	1,500.00	$	1,500.00		0.0%
60-53800-65-381-904	CUST-UNCOLLECTIBLE-WRITE OFFS	$	-	$	(161.00)	$	-	$	-	$	300.00	$	-		-100.00%
60-53800-66-101-920	ADM/GEN-ADMIN/GEN-SALARY	$	27,200.00	$	34,522.00	$	35,034.00	$	21,006.00	$	33,607.00	$	42,180.05		25.5%
60-53800-66-102-920	ADM/GEN-WAGES REG	$	11,410.00	$	11,737.00	$	11,912.00	$	7,143.00	$	11,426.00	$	14,786.01		29.4%
60-53800-66-102-930	ADM/GEN-MISC GEN-WAGES REG	$	2,250.00	$	4,244.00	$	5,151.00	$	3,177.00	$	5,257.00	$	6,576.39		25.1%
60-53800-66-102-933	ADM/GEN-TRANSPORTATION-WAGES	$	532.00	$	370.00	$	174.00	$	150.00	$	242.00	$	310.50		28.3%
60-53800-66-102-935	ADM/GEN-MAINT GEN PLANT-WAGES	$	7,007.00	$	9,151.00	$	7,490.00	$	3,955.00	$	7,717.00	$	8,186.85		6.1%
60-53800-66-103-920	ADM/GEN-ADM/GEN-WAGES OT	$	-	$	-	$	-	$	-	$	-	$	-		
60-53800-66-103-930	ADM/GEN-MISC GEN-WAGES OT	$	76.00	$	39.00	$	130.00	$	-	$	33.00	$	-		-100.00%
60-53800-66-201-408	ADM/GEN-FICA & MEDICARE	$	6,689.00	$	7,989.00	$	12,928.00	$	8,192.00	$	14,500.00	$	14,500.00		0.0%
60-53800-66-202-926	ADM/GEN-LONGEVITY	$	-	$	-	$	-	$	-	$	-	$	-		
60-53800-66-203-926	ADM/GEN-RETIREMENT	$	9,053.00	$	9,342.00	$	12,221.00	$	7,201.00	$	11,989.00	$	12,500.00		4.3%
60-53800-66-203-927	PENSION EXPENSE - GASB68	$	(487.00)	$	(15,321.00)	$	(24,113.00)	$	-	$	-	$	-		
60-53800-66-204-926	ADM/GEN-HEALTH INSURANCE	$	47,396.00	$	51,747.00	$	46,250.00	$	27,643.00	$	58,259.00	$	66,343.00		13.9%
60-53800-66-205-926	ADM/GEN-LIFE INSURANCE	$	356.00	$	372.00	$	400.00	$	223.00	$	488.00	$	535.00		9.6%
60-53800-66-206-930	ADM/GEN-MISC GEN-EDUCATION	$	-	$	938.00	$	-	$	-	$	125.00	$	-		-100.00%
60-53800-66-208-926	ADM/GEN-DENTAL INSURANCE	$	2,743.00	$	2,605.00	$	2,659.00	$	1,537.00	$	2,532.00	$	3,074.00		21.4%
60-53800-66-209-926	ADM/GEN-SAFETY GLASSES	$	-	$	-	$	-	$	-	$	-	$	150.00		
60-53800-66-210-926	ADM/GEN-VISION INSURANCE	$	433.00	$	414.00	$	391.00	$	224.00	$	369.00	$	448.00		21.4%
60-53800-66-211-926	ADM/GEN-SICK LEAVE PAYOUT	$	258.00	$	1,768.00	$	18,587.00	$	1,828.00	$	1,866.00	$	3,656.00		95.9%
60-53800-66-212-930	ADM/GEN-BOARDS & COMMITTEES	$	920.00	$	886.00	$	838.00	$	-	$	920.00	$	920.00		0.0%
60-53800-66-213-926	ADM/GEN-VACATION	$	1,634.00	$	2,565.00	$	3,490.00	$	3,430.00	$	3,305.00	$	6,378.00		93.0%
60-53800-66-214-926	ADM/GEN-HOLIDAY PAY	$	3,156.00	$	2,576.00	$	4,083.00	$	2,154.00	$	4,032.00	$	4,308.00		6.8%
60-53800-66-215-926	PENSION/BENEFIT FUNERAL LEAVE	$	606.00	$	-	$	-	$	-	$	-	$	-		
60-53800-66-218-926	ADM/GEN-SHORT TERM DISABILITY	$	369.00	$	319.00	$	868.00	$	391.00	$	954.00	$	782.00		-18.03%
60-53800-66-280-926	ADM/GEN-FSA ADMIN FEES	$	130.00	$	220.00	$	145.00	$	66.00	$	176.00	$	182.00		3.4%
60-53800-66-301-930	ADM/GEN-SUBSCRIPTIONS	$	-	$	-	$	-	$	-	$	-	$	-		
60-53800-66-302-930	ADM/GEN-MEMBERSHIPS	$	581.00	$	906.00	$	573.00	$	898.00	$	600.00	$	948.00		58.0%
60-53800-66-303-930	ADM/GEN-REGISTRATION FEES	$	649.00	$	517.00	$	905.00	$	412.00	$	1,000.00	$	1,200.00		20.0%
60-53800-66-304-921	ADM/GEN-TELEPHONE	$	605.00	$	635.00	$	690.00	$	142.00	$	700.00	$	710.00		1.4%
60-53800-66-305-921	ADM/GEN-POSTAGE	$	518.00	$	36.00	$	19.00	$	105.00	$	518.00	$	518.00		0.0%
60-53800-66-306-930	ADM/GEN-TRAVEL EMPLOYEE	$	-	$	17.00	$	37.00	$	-	$	100.00	$	100.00		0.0%
60-53800-66-308-930	ADM/GEN-LODGING	$	-	$	-	$	-	$	-	$	-	$	-		
60-53800-66-310-930	ADM/GEN-PUBLICATION NOTICES	$	2,502.00	$	1,161.00	$	911.00	$	1,182.00	$	1,500.00	$	1,500.00		0.0%
60-53800-66-313-403	ADM/GEN-DEPRECIATION	$	250,829.00	$	256,087.00	$	262,121.00	$	-	$	255,000.00	$	274,121.00		7.5%
60-53800-66-313-404	ADM/GEN-DEPRECIATION CIAC	$	28,084.00	$	27,946.00	$	27,781.00	$	-	$	28,250.00	$	29,250.00		3.5%
60-53800-66-314-001	ADM/GEN-SUPPLIES COVID	$	429.00	$	-	$	-	$	-	$	-	$	-		
60-53800-66-314-921	ADM/GEN-OFFICE SUPPLIES	$	592.00	$	1,546.00	$	911.00	$	1,234.00	$	957.00	$	1,350.00		41.1%

60-53800-66-315-923	ADM/GEN-LEGAL SERVICES	$ 1,901.00	$ -	$ 385.00	$ 534.00	$ 1,200.00	$ 1,200.00	0.0%
60-53800-66-316-923	ADM/GEN-ACCOUNTING/AUDIT	$ 11,093.00	$ 14,807.00	$ 20,368.00	$ 29,031.00	$ 18,500.00	$ 21,000.00	13.5%
60-53800-66-317-923	ADM/GEN-CONTRACTED SERVICES	$ 684.00	$ 972.00	$ 2,076.00	$ 781.00	$ 2,500.00	$ 1,500.00	-40.00%
60-53800-66-317-930	ADM/GEN-PROFESSIONAL SERVICES	$ 3,207.00	$ 2,178.00	$ 219.00	$ 2,162.00	$ 1,000.00	$ 2,300.00	130.0%
60-53800-66-319-923	ADM/GEN-CONTRACTED SERVICES	$ 9,634.00	$ 1,356.00	$ 663.00	$ 669.00	$ 1,200.00	$ 1,200.00	0.0%
60-53800-66-319-928	ADM/GEN-REGULATORY-CONTRACTED	$ -	$ 69.00	$ -	$ -	$ -	$ -	
60-53800-66-319-935	ADM/GEN-MAINT GEN-CONTRACTED	$ 6,006.00	$ 2,718.00	$ 4,017.00	$ 4,727.00	$ 2,500.00	$ 5,200.00	108.0%
60-53800-66-321-935	ADM/GEN-JANITORIAL SUPPLIES	$ 4,425.00	$ 2,345.00	$ 2,558.00	$ 1,118.00	$ 2,300.00	$ 2,300.00	0.0%
60-53800-66-325-935	ADM/GEN-MAINT GEN-SUPPLIES	$ 2,627.00	$ 3,158.00	$ 3,859.00	$ 879.00	$ 3,100.00	$ 3,100.00	0.0%
60-53800-66-327-921	ADM/GEN-OFFICE SUPPLIES-EQUIP	$ 5,397.00	$ 8,646.00	$ 4,798.00	$ 4,720.00	$ 7,000.00	$ 7,000.00	0.0%
60-53800-66-331-933	ADM/GEN-SUPPLIES VEHICLES	$ 1,175.00	$ 2,722.00	$ 3,145.00	$ 2,476.00	$ 1,800.00	$ 2,500.00	38.9%
60-53800-66-334-924	INSURANCE BUILDINGS	$ 6,540.00	$ 6,737.00	$ 8,518.00	$ 4,758.00	$ 9,636.00	$ 9,516.00	-1.25%
60-53800-66-335-933	INSURANCE-VEHICLES	$ 1,005.00	$ 1,883.00	$ 1,939.00	$ 1,083.00	$ 2,196.00	$ 2,150.00	-2.09%
60-53800-66-336-924	INSURANCE PUBLIC LIABILITY	$ 1,868.00	$ 1,925.00	$ 2,482.00	$ 1,359.00	$ 2,750.00	$ 2,448.00	-10.98%
60-53800-66-338-924	INSURANCE BOILER	$ -	$ -	$ -	$ -	$ -	$ -	
60-53800-66-341-428	AMORTIZATION DEBT DISC/EXP	$ 5,002.00	$ 15,131.00	$ 1,150.00	$ -	$ 12,250.00	$ 7,500.00	-38.78%
60-53800-66-352-923	ADM/GEN-ENGINEERING SERVICES	$ -	$ -	$ -	$ -	$ -	$ -	
60-53800-66-353-427	ADM/GEN-INTEREST-LONG TRM DEBT	$ 34,732.00	$ 69,390.00	$ 39,572.00	$ 20,135.00	$ 35,000.00	$ 36,465.00	4.2%
60-53800-66-353-432	INTEREST CHARGED TO CONSTRUCT	$ -	$ -	$ -	$ -	$ -	$ -	
60-53800-66-354-456	ADM/GEN-LEAD LATERAL REIMBURSE	$ -	$ 1,391,099.00	$ 126,807.00	$ 640.00	$ -	$ -	
60-53800-66-386-933	ADM/GEN-SUPPLIES GAS/OIL/ETC	$ 1,987.00	$ 3,458.00	$ 4,407.00	$ 1,502.00	$ 3,171.00	$ 3,458.00	9.1%
60-53800-66-387-924	INSURANCE-WORKERS COMP	$ 5,395.00	$ 5,422.00	$ 7,566.00	$ 4,309.00	$ 8,499.00	$ 8,618.00	1.4%
60-53800-66-392-408	ADM/GEN-PAYMENT IN LIEU OF TAX	$ 200,096.00	$ 196,064.00	$ 134,468.00	$ -	$ 200,000.00	$ 200,000.00	0.0%
60-53800-66-393-421	ADM/GEN-DEBT SERVICE CHARGES	$ -	$ -	$ -	$ -	$ -	$ -	
60-53800-66-902-935	ADM/GEN-TRSFR TO GENERAL FUND	$ 6,500.00	$ 6,500.00	$ 6,500.00	$ -	$ 6,500.00	$ 6,500.00	0.0%
60-99999-99-999-999	WATER UTILITY FS ADJUSTMENT	$ -	$ -	$ -	$ -	$ -	$ -	
WATER	**TOTAL EXPENITURES**	**$ 1,020,783.00**	**$ 2,629,192.00**	**$ 1,353,605.00**	**$ 457,297.00**	**$ 1,190,705.00**	**$ 1,334,911.81**	
WATER	**TOTAL REVENUES**	**$ 1,303,538.00**	**$ 4,346,459.00**	**$ 1,705,391.00**	**$ 505,003.00**	**$ 1,487,407.00**	**$ 1,631,666.81**	
WATER	**NET**	**$ 194,368.00**	**$ (406,139.00)**	**$ 530,892.00**	**$ 154,265.00**	**$ 70,876.00**	**$ 18,210.19**	

2024 Budget

Account Number	Account Title	2020-20 Prior year 3 Actual	2021-21 Prior year 2 Actual	2022-22 Prior Year 1 Actual	23-Jul 2023-23 Current year Actual	2023-23 Budget	2024-24 Proposed Budget	2024-24 Incr % +/- Over 2024
61-43510-66-000-001	SEWER DEPT - STATE GR COVID	$ 429.00	$ -	$ -	$ -	$ -	$ -	
61-46410-65-010-631	SEWER SALES	$ -	$ -	$ -	$ -	$ -	$ -	
61-46410-65-011-631	FORFEITURES & PENALTIES	$ 3,054.00	$ 6,642.00	$ 9,092.00	$ 3,045.00	$ 5,965.00	$ 7,400.00	24.1%
61-46410-65-021-622	RESIDENTIAL - SEWER	$ 718,084.00	$ 712,528.00	$ 710,036.00	$ 351,565.00	$ 705,031.00	$ 748,154.00	6.1%
61-46410-65-022-622	COMMERCIAL - SEWER	$ 192,521.00	$ 164,641.00	$ 194,767.00	$ 103,561.00	$ 196,119.00	$ 217,478.00	10.9%
61-46410-65-023-622	INDUSTRIAL-SEWER	$ 366,393.00	$ 490,285.00	$ 470,176.00	$ 206,490.00	$ 463,008.00	$ 461,333.00	-0.36%
61-46410-65-024-622	PUBLIC AUTHORITY - SEWER	$ 29,329.00	$ 31,182.00	$ 33,630.00	$ 16,646.00	$ 32,337.00	$ 33,292.00	3.0%
61-46410-65-025-624	SERVICES-OTHER UTILITIES	$ 66,815.00	$ 60,028.00	$ 58,803.00	$ 35,774.00	$ 62,974.00	$ 71,548.00	13.6%
61-46410-65-026-635	SEWER-MISCELLANEOUS	$ 532.00	$ 709.00	$ 1,631.00	$ -	$ 1,200.00	$ 1,142.00	-4.83%
61-46410-65-027-421	GEN ADMIN - CAP CHRG FROM CUST	$ -	$ -	$ -	$ -	$ -	$ -	
61-46410-65-027-622	HIGH STRENGTH UNBILLED	$ -	$ (25,044.00)	$ (1,769.00)	$ -	$ -	$ -	
61-46410-65-027-635	SEWER CONNECTS	$ 1,240.00	$ 7,440.00	$ 3,720.00	$ 22,682.00	$ 11,829.00	$ 23,659.00	100.0%
61-46410-66-000-636	AMORTIZATION OF GRANTS	$ -	$ -	$ -	$ -	$ -	$ -	
61-46410-68-000-415	INCOME FROM JOBBING	$ -	$ -	$ -	$ -	$ -	$ -	
61-46410-68-000-416	EXPENSE FROM JOBBING	$ -	$ -	$ -	$ -	$ -	$ -	
61-48110-66-000-419	INTEREST-INVESTMENTS	$ 14,695.00	$ 3,300.00	$ 21,482.00	$ 38,347.00	$ 8,907.00	$ 72,107.25	709.6%
61-48400-66-000-474	SEWER - INSURANCE RECOVERIES	$ -	$ -	$ -	$ -	$ -	$ -	
61-48910-66-000-421	CONTRIBUTED PLANT-MUNI	$ -	$ -	$ -	$ -	$ -	$ -	
TOTAL	**REVENUES**	**$ 1,393,092.00**	**$ 1,451,711.00**	**$ 1,501,568.00**	**$ 778,110.00**	**$ 1,487,370.00**	**$ 1,636,113.25**	10.0%
61-53610-65-102-840	BILL/COLLECT/ACCTG -WAGES	$ 12,073.00	$ 13,025.00	$ 11,978.00	$ 7,143.00	$ 11,290.00	$ 14,786.01	31.0%
61-53610-65-102-842	METER READING-WAGES	$ 4,693.00	$ 6,336.00	$ 7,736.00	$ 4,367.00	$ 6,695.00	$ 9,039.69	35.0%
61-53610-65-103-840	BILL/COLLECT/ACCTG -WAGES OT	$ -	$ -	$ -	$ -	$ -	$ -	
61-53610-65-103-842	METER READING-WAGES OT	$ 303.00	$ 42.00	$ -	$ -	$ -	$ -	
61-53610-65-305-840	BILL/COLLECT/ACCTG-POSTAGE	$ 1,957.00	$ 4,734.00	$ 3,223.00	$ 2,383.00	$ 3,510.00	$ 5,200.00	48.1%
61-53610-65-314-840	BILL/COLLECT/ACCT-SUPPLIES OFF	$ 1,511.00	$ 1,079.00	$ 1,469.00	$ -	$ 1,500.00	$ 1,500.00	0.0%
61-53610-65-381-843	UNCOLLECTIBLE ACCOUNTS	$ 334.00	$ -	$ -	$ -	$ -	$ -	
61-53610-66-101-850	ADMIN & GENERAL SALARIES	$ 27,200.00	$ 34,522.00	$ 35,033.00	$ 21,006.00	$ 33,606.00	$ 42,180.05	25.5%
61-53610-66-102-850	ADMIN & GENERAL WAGES	$ 11,410.00	$ 11,737.00	$ 11,912.00	$ 7,158.00	$ 11,290.00	$ 14,817.06	31.2%
61-53610-66-102-856	MISC GENERAL WAGES	$ 4,342.00	$ 6,569.00	$ 12,415.00	$ 6,937.00	$ 10,468.00	$ 14,359.59	37.2%
61-53610-66-103-850	ADMIN & GENERAL WAGES OT	$ -	$ -	$ -	$ -	$ -	$ -	
61-53610-66-103-856	MISC GENERAL WAGES OT	$ 198.00	$ 344.00	$ 703.00	$ -	$ -	$ -	
61-53610-66-201-854	PENSION/BENEFIT FICA/MEDICARE	$ 19,545.00	$ 17,072.00	$ 20,106.00	$ 10,397.00	$ 22,344.00	$ 20,794.00	-6.94%
61-53610-66-202-854	PENSION/BENEFIT LONGEVITY	$ -	$ -	$ -	$ -	$ -	$ -	
61-53610-66-203-854	PENSION/BENEFIT RETIREMENT	$ 13,696.00	$ 14,566.00	$ 16,237.00	$ 9,128.00	$ 15,220.00	$ 17,000.00	11.7%
61-53610-66-204-854	PENSION/BENEFIT HEALTH INSURAN	$ 62,955.00	$ 64,194.00	$ 51,390.00	$ 26,194.00	$ 52,654.00	$ 62,000.00	17.7%
61-53610-66-205-854	PENSION/BENEFIT LIFE INSURANCE	$ 670.00	$ 552.00	$ 360.00	$ 133.00	$ 526.00	$ 526.00	0.0%
61-53610-66-206-856	MISC GEN EDUCATION & TRAINING	$ 105.00	$ 938.00	$ 106.00	$ 26.00	$ 500.00	$ 900.00	80.0%

61-53610-66-208-854	PENSION/BENEFIT DENTAL INSURAN	$ 3,323.00	$ 2,572.00	$ 2,906.00	$ 1,548.00	$ 3,739.00	$ 3,096.00	-17.20%
61-53610-66-209-854	PENSION/BENEFIT SAFETY GLASSES	$ -	$ -	$ -	$ -	$ -	$ 150.00	
61-53610-66-210-854	PENSION/BENEFIT VISION INSURAN	$ 540.00	$ 432.00	$ 438.00	$ 232.00	$ 542.00	$ 542.00	0.0%
61-53610-66-211-854	PENSION/BENEFIT SICK LEAVE	$ 22,210.00	$ 5,344.00	$ (5,639.00)	$ 641.00	$ 5,600.00	$ 5,600.00	0.0%
61-53610-66-212-856	MISC GEN BOARDS & COMMITTEES	$ 920.00	$ 886.00	$ 838.00	$ -	$ 920.00	$ 920.00	0.0%
61-53610-66-213-854	PENSION/BENEFIT VACATION	$ 2,619.00	$ 12,752.00	$ 13,931.00	$ 2,631.00	$ 8,104.00	$ 9,250.00	14.1%
61-53610-66-214-854	PENSION/BENEFIT HOLIDAY	$ 8,627.00	$ 8,002.00	$ 8,160.00	$ 5,892.00	$ 9,200.00	$ 8,200.00	-10.87%
61-53610-66-215-854	PENSION/BENEFIT FUNERAL LEAVE	$ -	$ -	$ -	$ -	$ -	$ -	
61-53610-66-218-854	PENSION/BENEFIT SHT TRM DISAB	$ 567.00	$ 492.00	$ 963.00	$ 512.00	$ 750.00	$ 950.00	26.7%
61-53610-66-280-854	PENSION/BENEFIT FSA ADM FEES	$ 130.00	$ 220.00	$ 145.00	$ 66.00	$ 220.00	$ 182.00	-17.27%
61-53610-66-301-856	MISC GEN SUBSCRIPTIONS	$ -	$ -	$ -	$ -	$ -	$ -	
61-53610-66-302-856	MISC GEN MEMBERSHIP DUES	$ 40.00	$ 150.00	$ 138.00	$ -	$ 250.00	$ 300.00	20.0%
61-53610-66-303-856	MISC GEN REGISTRATION FEES	$ 88.00	$ 408.00	$ 588.00	$ 458.00	$ 601.00	$ 725.00	20.6%
61-53610-66-304-851	OFFICE SUPPLIES/EXP TELEPHONE	$ 605.00	$ 635.00	$ 690.00	$ 142.00	$ 700.00	$ 710.00	1.4%
61-53610-66-305-851	OFFICE SUPPLIES/EXP POSTAGE	$ 513.00	$ 290.00	$ 239.00	$ 105.00	$ 628.00	$ 250.00	-60.19%
61-53610-66-306-856	MISC GEN TRAVEL EMPLOYEE	$ 23.00	$ 10.00	$ -	$ -	$ 80.00	$ 120.00	50.0%
61-53610-66-308-856	MISC GEN LODGING	$ -	$ -	$ 174.00	$ -	$ -	$ -	
61-53610-66-310-851	OFFICE SUPPLY/EXP PUBLICATION	$ 1,621.00	$ 135.00	$ 50.00	$ 48.00	$ 200.00	$ 200.00	0.0%
61-53610-66-313-403	DEPRECIATION EXPENSE	$ 435,025.00	$ 444,153.00	$ 455,521.00	$ -	$ 436,000.00	$ 475,000.00	8.9%
61-53610-66-314-001	OFFICE-SUPPLIES COVID	$ 489.00	$ -	$ -	$ -	$ -	$ -	
61-53610-66-314-851	OFFICE-SUPPLIES OFFICE	$ 273.00	$ 1,342.00	$ 870.00	$ 1,387.00	$ 700.00	$ 1,350.00	92.9%
61-53610-66-315-852	OUTSIDE SERV LEGAL SERVICES	$ 1,875.00	$ -	$ 455.00	$ 184.00	$ 1,200.00	$ 750.00	-37.50%
61-53610-66-316-852	OUTSIDE SERV ACCOUNTING/AUDIT	$ 11,093.00	$ 14,807.00	$ 20,368.00	$ 29,001.00	$ 18,500.00	$ 21,000.00	13.5%
61-53610-66-317-852	OUTSIDE SERV OTH PROFESSIONAL	$ 33,064.00	$ 23,700.00	$ 22,738.00	$ 1,005.00	$ 24,500.00	$ 24,500.00	0.0%
61-53610-66-317-856	MISC GEN PROFESSIONAL SERV	$ 341.00	$ 188.00	$ 209.00	$ 62.00	$ 400.00	$ 200.00	-50.00%
61-53610-66-327-851	OFFICE - SUPPLIES EQUIPMENT	$ 5,729.00	$ 8,538.00	$ 5,839.00	$ 4,645.00	$ 7,000.00	$ 9,290.00	32.7%
61-53610-66-334-853	INSURANCE BUILDINGS	$ 11,532.00	$ 11,880.00	$ 15,021.00	$ 8,389.00	$ 12,260.00	$ 14,250.00	16.2%
61-53610-66-335-853	INSURANCE VEHICLES	$ 2,950.00	$ 3,039.00	$ 3,843.00	$ 2,146.00	$ 3,624.00	$ 4,292.00	18.4%
61-53610-66-336-853	INSURANCE PUBLIC LIABILITY	$ 1,868.00	$ 1,925.00	$ 2,482.00	$ 1,012.00	$ 2,060.00	$ 2,500.00	21.4%
61-53610-66-338-853	INSURANCE BOILER	$ -	$ -	$ -	$ -	$ -	$ -	
61-53610-66-341-428	AMORTIZATION OF DEBT DISC/EXP	$ -	$ 8,002.00	$ -	$ -	$ -	$ -	
61-53610-66-341-429	AMORTIZATION OF DEBT PREMIUM	$ -	$ -	$ -	$ -	$ -	$ -	
61-53610-66-352-852	OUTSIDE SERV ENGINEERING	$ -	$ -	$ -	$ 650.00	$ 5,000.00	$ 1,200.00	-76.00%
61-53610-66-353-427	INTEREST ON LONG TERM DEBT	$ 30,093.00	$ 53,773.00	$ 34,797.00	$ 15,594.00	$ 32,500.00	$ 36,005.00	10.8%
61-53610-66-387-854	PENSION/BENEFIT WKRS COMP INS	$ 5,395.00	$ 5,947.00	$ 7,566.00	$ 4,657.00	$ 7,189.00	$ 9,314.00	29.6%
61-53610-66-393-421	MISC NONOPER DEBT SERV CHARGE	$ -	$ -	$ -	$ -	$ -	$ -	
61-53610-66-500-854	PENSION EXPENSE - GASB68	$ (286.00)	$ (19,633.00)	$ (20,221.00)	$ -	$ -	$ -	
61-53610-66-610-224	OTH LT DEBT INT INSTALLMENT	$ -	$ -	$ -	$ -	$ -	$ -	
61-53610-66-902-852	OUTSIDE SERV TRSFR TO GEN FUND	$ 6,500.00	$ 6,500.00	$ 6,500.00	$ -	$ 6,500.00	$ 6,500.00	0.0%
61-53610-66-999-426	OTH INC DED LOSS ON RETIREMENT	$ -	$ -	$ -	$ -	$ -	$ -	
61-53610-67-102-820	SUPERVISION & LABOR WAGES	$ 17,541.00	$ 26,429.00	$ 19,356.00	$ 7,492.00	$ 22,618.00	$ 15,508.44	-31.43%
61-53610-67-102-828	TRANSPORTATION EXP WAGES	$ 2,341.00	$ 2,558.00	$ 2,948.00	$ 436.00	$ 3,450.00	$ 902.52	-73.84%
61-53610-67-103-820	SUPERVISION & LABOR WAGES OT	$ 9,210.00	$ 8,190.00	$ 9,346.00	$ 3,869.00	$ 6,077.00	$ 8,008.83	31.8%
61-53610-67-107-820	SUPERVISION & LABOR STANDBY	$ 5,468.00	$ 6,533.00	$ 6,893.00	$ 3,805.00	$ 7,433.00	$ 6,890.00	-7.31%
61-53610-67-303-827	OTH OPERATING REGISTRATION FEE	$ 4,539.00	$ 4,760.00	$ 4,569.00	$ 4,447.00	$ 4,500.00	$ 4,700.00	4.4%
61-53610-67-317-827	OTH OPERATING PROFESSIONAL	$ 3,936.00	$ 246.00	$ 2,602.00	$ -	$ 2,516.00	$ 1,500.00	-40.38%
61-53610-67-319-827	OTH OPER CONTRACTED SLUDGE	$ 157,058.00	$ 152,659.00	$ 231,243.00	$ 102,060.00	$ 207,396.00	$ 204,120.00	-1.58%
61-53610-67-322-827	OTH OPER UTILITIES WATER/SEWER	$ 3,648.00	$ 5,374.00	$ 5,508.00	$ 2,280.00	$ 4,738.00	$ 4,600.00	-2.91%
61-53610-67-323-822	POWER/FUEL AERATION ELECTRIC	$ 114,203.00	$ 109,149.00	$ 108,240.00	$ 76,589.00	$ 108,733.00	$ 153,178.00	40.9%
61-53610-67-324-827	OTHER OPER UTILITIES NAT GAS	$ 16,599.00	$ 23,305.00	$ 36,565.00	$ 26,680.00	$ 42,756.00	$ 53,360.00	24.8%
61-53610-67-325-827	OTH OPER - SUPPLIES OPERATING	$ 11,635.00	$ 9,508.00	$ 10,940.00	$ 3,728.00	$ 10,950.00	$ 10,950.00	0.0%

61-53610-67-331-828	TRANSPORT SUPPLIES VEHICLES	$	9,407.00	$	2,880.00	$	3,643.00	$	2,087.00	$	2,114.00	$	2,600.00	23.0%
61-53610-67-357-826	OTH CHEMICALS SUPPLIES OTHER	$	-	$	-	$	-	$	-	$	-	$	-	
61-53610-67-357-827	OTH OPER SUPPLIES OTHER	$	-	$	-	$	-	$	-	$	-	$	-	
61-53610-67-364-823	OPERATING EXPENSE-CHEMICAL CH	$	-	$	-	$	-	$	-	$	-	$	-	
61-53610-67-364-824	OPERATING EXPENSE-PHOS REM CH	$	67,005.00	$	61,436.00	$	81,059.00	$	40,998.00	$	73,500.00	$	81,996.00	11.6%
61-53610-67-364-825	SLUDGE COND CHEM CHLORINE	$	-	$	-	$	-	$	-	$	-	$	-	
61-53610-67-386-828	TRANSPORT EXP SUPPLIES GAS/OIL	$	2,246.00	$	4,724.00	$	4,152.00	$	1,878.00	$	2,746.00	$	3,100.00	12.9%
61-53610-68-102-831	MAINT COLLECT SYSTEM WAGES	$	4,404.00	$	6,571.00	$	10,396.00	$	7,366.00	$	6,480.00	$	15,247.62	135.3%
61-53610-68-102-832	COLLECT SYS PUMP EQUIP WAGES	$	4,918.00	$	2,328.00	$	4,469.00	$	5,695.00	$	4,510.00	$	11,788.65	161.4%
61-53610-68-102-833	MAINT TREAT/DISP EQUIP WAGES	$	30,684.00	$	23,736.00	$	24,459.00	$	18,954.00	$	23,089.00	$	39,234.78	69.9%
61-53610-68-102-834	MAINT GEN PLANT WAGES	$	14,192.00	$	11,946.00	$	9,187.00	$	6,944.00	$	9,539.00	$	14,374.08	50.7%
61-53610-68-102-835	MAINT METERS WAGES	$	-	$	-	$	-	$	-	$	-	$	-	
61-53610-68-102-839	WORK ORDER WAGES	$	1,045.00	$	797.00	$	-	$	-	$	-	$	-	
61-53610-68-103-831	MAINT COLLECT SYSTEM WAGES OT	$	1,143.00	$	681.00	$	168.00	$	92.00	$	-	$	190.44	
61-53610-68-103-832	COLLECT SYS PUMP EQUIP WAGE OT	$	914.00	$	481.00	$	328.00	$	404.00	$	315.00	$	836.28	165.5%
61-53610-68-103-833	MAINT TREAT/DISP EQUIP WAGE OT	$	1,884.00	$	1,676.00	$	2,023.00	$	127.00	$	489.00	$	262.89	-46.24%
61-53610-68-103-834	MAINT GEN PLANT WAGES OT	$	704.00	$	21.00	$	-	$	-	$	-	$	-	
61-53610-68-103-835	MAINT METERS WAGES OT	$	-	$	-	$	-	$	-	$	-	$	-	
61-53610-68-103-839	WORK ORDER WAGES OT	$	-	$	-	$	-	$	-	$	-	$	-	
61-53610-68-216-833	WORK ORDER UNEMPLOYMENT	$	-	$	2,945.00	$	-	$	-	$	-	$	-	
61-53610-68-317-831	MAINT COLLECT SYSTEM PROF SERV	$	19,462.00	$	29,413.00	$	43,147.00	$	-	$	3,500.00	$	-	-100.00%
61-53610-68-317-832	COLLECT SYS PUMP EQUIP PROF	$	15,676.00	$	9,310.00	$	12,468.00	$	22,250.00	$	12,500.00	$	16,000.00	28.0%
61-53610-68-317-834	MAINT GEN PLANT PROF SERV	$	16,929.00	$	14,066.00	$	14,782.00	$	10,452.00	$	14,284.00	$	15,583.00	9.1%
61-53610-68-319-831	MAINT COLLECT SYS CONTRACTED	$	-	$	-	$	-	$	-	$	-	$	-	
61-53610-68-319-833	MAINT TREAT/DISP EQUIP CONTRAC	$	8,157.00	$	14,539.00	$	24,495.00	$	2,584.00	$	16,080.00	$	12,492.00	-22.31%
61-53610-68-321-834	MAINT GEN PLANT JANITOR SUPPLY	$	4,107.00	$	2,408.00	$	2,532.00	$	1,385.00	$	2,425.00	$	2,500.00	3.1%
61-53610-68-325-831	MAINT COLLECT SYS OPER SUPPLY	$	9,430.00	$	12,740.00	$	5,279.00	$	2,565.00	$	10,246.00	$	6,000.00	-41.44%
61-53610-68-325-834	MAINT GEN PLANT OPER SUPPLY	$	7,583.00	$	3,953.00	$	4,060.00	$	871.00	$	5,223.00	$	4,623.00	-11.49%
61-53610-68-327-833	MAINT TREAT/DISP EQUIP-SUPPLY	$	8,149.00	$	13,665.00	$	5,158.00	$	505.00	$	6,400.00	$	5,400.00	-15.63%
61-53610-68-359-832	COLL SYS PUMP EQUIP MAINT OTH	$	4,959.00	$	796.00	$	6,923.00	$	7,267.00	$	1,575.00	$	3,500.00	122.2%
61-53610-68-412-835	MAINT METERS REPAIRS	$	376.00	$	170.00	$	-	$	-	$	1,500.00	$	1,500.00	0.0%
61-53610-68-414-831	MAINT COLLECT SYS REPAIR LINES	$	20,228.00	$	8,708.00	$	11,728.00	$	63,376.00	$	12,800.00	$	13,400.00	4.7%
61-53610-68-414-832	COLL SYS PUMP EQUI REPAIR LINE	$	-	$	-	$	-	$	-	$	-	$	-	
61-53610-68-414-839	WORK ORDER REPAIR SEWER LINES	$	-	$	-	$	-	$	-	$	-	$	-	
61-53610-69-102-820	LAB WAGES	$	50,637.00	$	48,373.00	$	48,986.00	$	29,929.00	$	47,660.00	$	61,953.03	30.0%
61-53610-69-103-820	LAB WAGES OT	$	4,469.00	$	2,147.00	$	871.00	$	276.00	$	600.00	$	571.32	-4.78%
61-53610-69-317-827	LAB PROFESSIONAL SERV	$	13,935.00	$	21,458.00	$	29,307.00	$	7,846.00	$	7,408.00	$	7,800.00	5.3%
61-53610-69-383-827	LAB SUPPLIES	$	5,485.00	$	5,465.00	$	6,995.00	$	4,728.00	$	5,900.00	$	6,600.00	11.9%
WASTEWATER	**TOTAL EXPENDITURES**	**$**	**1,423,065.00**	**$**	**1,428,343.00**	**$**	**1,547,102.00**	**$**	**645,844.00**	**$**	**1,450,620.00**	**$**	**1,631,719.28**	12.5%
TOTAL	**REVENUES**	**$**	**1,393,092.00**	**$**	**1,451,711.00**	**$**	**1,501,568.00**	**$**	**778,110.00**	**$**	**1,487,370.00**	**$**	**1,636,113.25**	10.0%
WASTEWATER	**NET**	**$**	**(29,973.00)**	**$**	**23,368.00**	**$**	**(45,534.00)**	**$**	**132,266.00**	**$**	**36,750.00**	**$**	**4,393.97**	-88.04%

UTILITIES - 5-YEAR CAPITAL PURCHASES AND MAJOR MAINTENA

Budget		2024	2025	2026	2027	2028	2029	2030
	WATER							
Maint.	Water Valve Replacements	$25,000	$25,000	$25,000	$25,000			
Maint.	Hydrant Repairs	$15,000	$15,000	$15,000	$15,000			
Capital	Scag 40 HP Briggs 61" Deck	$1,500						
Capital	Muzzy/Allen Street/Grove St 100 Block (Grove Alternate)	$325,543						
Capital	Alphyll/Mayer/Circle		$500,000					
Capital	Metalcraft Railroad Main Lining		$200,000					
Capital	Grand/Wisconsin			$350,000				
Capital	South/Fourth/ Dayton 500				$375,000			
Capital	Clark Street- Horicon to 4th					$600,000		
Capital	Kekoskee Street						x	
Capital	Furnace Street							x
Capital	Water Service Vehicle		$60,000					
Capital	Sewer Jetter				130,666			
Capital	Clark Tower Painting	$500,000						
Capital								
	WATER SUBTOTAL	$867,043	$800,000	$390,000	$545,666	$600,000	$0	$0

Budget		2024	2025	2026	2027	2028	2029	2030
	WASTEWATER							
Conn. Fee	Main Lining	$30,000	$40,000	$30,000	$40,000			
Conn. Fee	Televising		$11,000	$11,500	$12,000			
Conn. Fee	Manhole Rehabilitation	$12,500	$13,000	$13,500	$14,000			
Capital	Scag 40 HP Briggs 61" Deck	$1,500						
Capital	Muzzy/Allen Street/ Grove St 100 Block (Grove Alternate)	$325,543						
Capital	Alphyll/Mayer/Circle		$500,000					
Capital	Grand/Wisconsin			$350,000				
Capital	South/Fourth/Dayton 500 Block				$375,000			
Capital	Clark Street- Horicon to 4th					$600,000		
Capital	Kekoskee Street						x	
Capital	Furnace Street							x
Capital	2024 Ram 2500 Trademan 4 x 4 w/Plow Package	$63,284						
Capital	Vehicle - Unit 25			$50,000				
Capital	Sewer Jetter				$261,333			
Capital	Manhole Rehabilitation	$12,500	$13,000	$13,500	$14,000			
	WASTEWATER SUBTOTAL	$445,327	$577,000	$468,500	$716,333	$600,000	$0	$0

Street Projects

Grand Blvd- Water appears to have been completed in 1994, but sewer appears to be 1960's vitrified clay. Grand Blvd sewer in its entirety has multiple voids where soil is visible, circumferential cracks, fractures, sags where the camera is underwater, repair patches, capped taps, open break in taps, and every joint is in poor condition. At one point in this main the camera is unable to continue due to pipe condition. Temporary repairs made in 2022 to fill voids in sewer pipe.

Muzzy/ Allen- Sewer surveys came back with multiple holes and cracks in vitrified clay on Muzzy. We had put in some patch repairs on the holes and temporarily supported the manhole structures themselves. These are brick structures in very bad condition. Allen St from Muzzy to Walnut is full of roots and misaligned joints and is vitrified clay as well. Allen St from Walnut to John has sags, repair patches, fractures, and infiltration running although this partially PVC section. From John to Main sewer is PVC and in pretty good condition. Water is old cast iron similar in age to the sewers. Two main breaks recorded on Allen in the last 3 years.

Alphyll- Believed to be somewhere between 1968 and 1979 for sewer and water. Numerous main breaks and we are not able to flush hydrants thoroughly due to concerns over breaks and valves that don't hold. Sewer has had back-ups in the past and is full of fractures and deposits. Sewer runs through easements directly next to homes and garages and a majority of the pitch is flat.

Wisconsin- Sewer has bad fernco's. Sewer has fractures, a break, deposits, intruding grout, roots, a hole, settled gravel, and appears egged shaped due to breaks and settling weight.

South/Fourth Street- Contains multiple deposits, heavy infiltration, fractures, breaks, and sags. This area has had breaks in the past. Vitrified clay with heavy traffic. Employees recorded multiple water main breaks, two of which were in one day.

Dayton- 500's I. We pulled multiple lead public side services out of this area. Sewer has alignment issues, camera was unable to continue. Sewer is vitrified clay. This section does not carry through on either side of Dayton, but connects to an easement north and south.

Mayer/Circle Drive-A few breaks on Mayer. Sewer is from 1972 and water from 1970. We have some bad valves in this areas as well. Sewer has a large amount of deposits and fractures.

Grove- Records indicate water was from 1973 and sewer is likely to be also. The segment of concern is between Dayton and Bridge. We regularly treat this area for roots in the sewer and the line has multiple sags. More research is needed for water, but it's believed to have previous breaks.

S Clark from Horicon St to MEC has a mess of water issues. Mapping was inaccurate and no one knew if either the valving worked or where it was coming from. We found an asphalt patch on one of the water lines repaired. Sewer televising shows deposits, cracks, sags, and fractures. We repaired 8 main breaks in this stretch and 3 in side streets in the last few years.

2024 Budgetary Capital Purchasing

1. Purchase 2024 Scag 40HP 61" Deck- $14,239
   - Send to WI Surplus auction existing Scag Cheetah ($3000 estimate) and Turf Tiger ($8000 estimate).
   - $14,239 - $1000 if we do not trade at dealership.
   - Final purchase estimate with sale of existing 2 mowers is $3000. No sellers fee to municipalities for auction.
2. Purchase 2024 Ram 2500 Tradesman 2500 4 x4 w/ Plow Package
   - Purchase price up to $63,284 dependent on options.
   - Currently have no 4x4 vehicles and use skid loader driving to all locations to plow facilities.
   - Sell 2015 Chevy Equinox at WI Surplus Auction (estimated sale price $12,000-$15,000)
   - Sell current Chevy sewer vehicle at auction (estimated $1500 to $2000 sale price.)
   - Skid loader is dangerous and time consuming to drive to all facilities.
   - Estimated $49,784 to $46,284 final cost.
3. Water Tower Painting
   Recommend paint every 15-20 years. We are entering year 24. Paint thickness should be 15 mil, we are nearing 3 mil in areas. The longer it goes, the more likely a full blast and canopy will be likely and more costly. 5-10% anticipated increase the following year due to paint reformulation and labor.

Knowles Produce & Trading Company
W2189 County Trunk Y
Lomira (Knowles), WI 53048

Call: 920-583-3747
Visit: www.knowlesproduce.com

SCAG TURF TIGERII BID

SCAG 40HP BRIGGS EFI ENGINE, AIR COOLED, SUSPENSION SEAT, TIGER EYE SYSTEM, 61" VELOCITY DECK.

LIST PRICE $17,799 **SELL FOR $14,239**

SCAG 31HP KAWASAKI LIQUID COOLED DFI ENGINE, SUSPENSION SEAT, TIGER EYE SYSTEM, 61" VELOCITY DECK.

LIST PRICE $19,699 **SELL FOR $15,759**

ANY QUESTION FEEL FREE TO CALL
SKIP MEYER
KNOWLES PRODUCE
920-583-3747

powersportscompany.com
N8309 Kellom Road
Beaver Dam, WI 53916
920.887.2709

Date: September 6, 2023

Name: CITY OF MAYVILLE
Address: RYAN MILLER

Telephone:
Email:

Cash ☐
Finance ☐

Quote provided by:

SCAG STTII-61V-40BV-EFI TURF TIGER II 61"	$17,799.00
Less: Dealer discount	($2,670.00)
Less: Trade In 2005 SCAG SABER TOOTH TIGER 72" DIESEL	($2,500.00)
Subtotal	$12,629.00
Labor for accessories	
Extended warranty	
Set-up fees	
Destination fees	
Service fee	
T&L or DNR Reg.	
Lien fees	
FLEX BUCKS	
Less: Rebate or Bonus Bucks	
Less: Bid Assistance Program	
Total	$12,629.00
Sales tax (5.5%)	
Down Payment	
Pay off on Trade In	
Balance due	$12,629.00

Kubota

POWERSPORTS COMPANY

Quote Number: 572451
Effective Date: 09/06/2023
Valid Through: 09/30/2023

Ship To

CITY OF MAYVILLE
RYAN MILLER
WI
Mobile: (920) 344-9956

Kubota Dealer

POWERSPORTS COMPANY, LLC
N8309 KELLOM RD
BEAVER DAM, WI 53916

ANDY VANDEBERG
Phone: (920) 887-2709 ext.108
Email: andy@powersportscompany.com

Bill To

CITY OF MAYVILLE
RYAN MILLER
WI
Mobile: (920) 344-9956

ZG327PANC-3-60 - ZERO TURN MWR W/60\" PRO DECK NC

Description	Manufacturer	Model #	Qty	Price Each	Total
ZG327PANC-3-60 - ZERO TURN MWR W/60\" PRO DECK NC	Kubota	ZG327PANC-3-60	1	$14,128.12	$14,128.12

Cash Details

Equipment Total	$14,128.11
Additional Charges	$0.00
Cash Incentives	($915.14)
Cash Sale Price	**$13,212.97**

All pricing is subject to change

Kubota Disclaimer
Sales quote can only be provided by a participating Kubota dealer. Only Kubota and Kubota performance-matched Allied equipment are eligible. Inclusion of ineligible equipment may result in a higher blended APR. Stand Alone Kubota or Allied implements and attachments/accessories are subject to stand alone programs. Financing is available through Kubota Credit Corporation, U.S.A.; subject to credit approval. Program eligibility requirements are subject to change without notice and may be withdrawn without notice. Some exceptions apply. See dealer or go to KubotaUSA.com for more information.

ZG300 Series

ZG327PANC-3-60

* * * EQUIPMENT IN STANDARD MACHINE * * *

NOT FOR SALE IN STATE OF CALIFORNIA

GASOLINE ENGINE
Kubota KGZ770-E2-M1
Overhead Valve - air cooled
2 Cylinders
^ 26 HP @ 3600 rpm

TRANSMISSION
(2) HST w/ Gear Reduction
Brake-Wet Multi Disks
Forward Speeds 0 - 10.6 mph
Reverse Speeds 0 - 5.3 mph

STEERING / MOTION CONTROL
(2) Hand Levers

POWER TAKE OFF
Shaft Drive
Hydraulic Independent PTO Clutch
Wet Single Disk

FLUID CAPACITY
Fuel Tank 12.9 gal
Crankcase w/ Filter 2.1 qts
Transmission Case and
Axle Gear 12.8 qts

^ Manufacturer Estimate

SAFETY EQUIPMENT
Electric Key Shut Off
Control Lever Safety Switch
Parking Brake Safety Switch
Foldable ROPS

DIMENSIONS
Height 75.4""
Length 87.8""
Width Overall (ZG327P) 75.2""
(ZG327RP) 63.1""
Wheelbase 55.5""

OPERATING FEATURES
Zero Turn Radius
Dual Element Air Filter
Hydraulic Hands-free Deck Lift
Hands-free Parking Brake
Cup Holder
Kubota Exclusive Seat Design w/ 4 Adjustments

MOWERS
60" PRO Commercial Mower Deck
7 Gauge, 6.5" Deep Deck
1-5" Cutting Height Adjustment,
1/4" Increments
Flexible Discharge Cover
3 Blades

Ewald Automotive Group
Chrissy Gensch | 262-673-9400 | chrissy.gensch@ewaldauto.com

City of Mayville Utilities

Prepared For: Courtney Steger

920-387-7906

csteger@mayvillecity.com

Vehicle: [Fleet] 2024 Ram 2500 (DJ7L62) Tradesman 4x4 Reg Cab 8' Box

Ewald Automotive Group
Chrissy Gensch | 262-673-9400 | chrissy.gensch@ewaldauto.com

Vehicle: [Fleet] 2024 Ram 2500 (DJ7L62) Tradesman 4x4 Reg Cab 8' Box (✔ Complete)

Quote Worksheet

		MSRP
Base Price		$49,005.00
Dest Charge		$1,995.00
Total Options		$3,955.00
	Subtotal	**$54,955.00**
	Subtotal Pre-Tax Adjustments	**$0.00**
Less Customer Discount		($9,364.00)
	Subtotal Discount	**($9,364.00)**
Trade-In		$0.00
	Subtotal Trade-In	**$0.00**
	Taxable Price	**$45,591.00**
Sales Tax		$0.00
	Subtotal Taxes	**$0.00**
	Subtotal Post-Tax Adjustments	**$0.00**
	Total Sales Price	**$45,591.00**

Comments:

2024 Ram 2500 4WD Reg Cab to the specifications as detailed. Registration fees are not included. Due to current market, lead time can not be guaranteed.

Dealer Signature / Date

Customer Signature / Date

This document contains information considered Confidential between GM and its Clients uniquely. The information provided is not intended for public disclosure. Prices, specifications, and availability are subject to change without notice, and do not include certain fees, taxes and charges that may be required by law or vary by manufacturer or region. Performance figures are guidelines only, and actual performance may vary. Photos may not represent actual vehicles or exact configurations. Content based on report preparer's input is subject to the accuracy of the input provided.
Data Version: 20454. Data Updated: Sep 14, 2023 6:42:00 PM PDT.

Ewald Automotive Group
Chrissy Gensch | 262-673-9400 | chrissy.gensch@ewaldauto.com

Vehicle: [Fleet] 2024 Ram 2500 (DJ7L62) Tradesman 4x4 Reg Cab 8' Box (✔ Complete)

Standard Equipment

Mechanical	
	Engine: 6.4L V8 Heavy Duty HEMI MDS (STD)
	Transmission: 8-Speed Auto (8HP75-LCV) (STD)
	3.73 Axle Ratio (STD)
	GVWR: 10,000 lbs
	50 State Emissions
	Transmission w/Driver Selectable Mode and Sequential Shift Control
	Manual Transfer Case
	Part-Time Four-Wheel Drive
	730CCA Maintenance-Free Battery w/Run Down Protection
	180 Amp Alternator
	Electronically Controlled Throttle
	Tip Start
	Class V Towing Equipment -inc: Hitch and Trailer Sway Control
	Trailer Wiring Harness
	3680# Maximum Payload
	HD Shock Absorbers
	Front And Rear Anti-Roll Bars
	HD Suspension
	Hydraulic Power-Assist Steering
	32 Gal. Fuel Tank
	Single Stainless Steel Exhaust
	Auto Locking Hubs
	Multi-Link Front Suspension w/Coil Springs
	Solid Axle Rear Suspension w/Coil Springs
	4-Wheel Disc Brakes w/4-Wheel ABS, Front And Rear Vented Discs, Brake Assist and Hill Hold Control
Exterior	
	Wheels: 17" x 7.5" Steel Styled (STD)
	Tires: LT245/70R17E BSW All-Season (STD)
	Regular Box Style

This document contains information considered Confidential between GM and its Clients uniquely. The information provided is not intended for public disclosure. Prices, specifications, and availability are subject to change without notice, and do not include certain fees, taxes and charges that may be required by law or vary by manufacturer or region. Performance figures are guidelines only, and actual performance may vary. Photos may not represent actual vehicles or exact configurations. Content based on report preparer's input is subject to the accuracy of the input provided.
Data Version: 20454. Data Updated: Sep 14, 2023 6:42:00 PM PDT.

Ewald Automotive Group
Chrissy Gensch | 262-673-9400 | chrissy.gensch@ewaldauto.com

Vehicle: [Fleet] 2024 Ram 2500 (DJ7L62) Tradesman 4x4 Reg Cab 8' Box (✔ Complete)

Exterior

Wheels w/Hub Covers

Center Hub

Steel Spare Wheel

Full-Size Spare Tire Stored Underbody w/Crankdown

Clearcoat Paint

Black Front Bumper

Black Rear Step Bumper

Black Side Windows Trim and Black Front Windshield Trim

Black Door Handles

Manual Side Mirrors

Manual Telescoping Mirrors

Manual Folding Exterior Mirrors

Black Exterior Mirrors

Fixed Rear Window

Light Tinted Glass

Variable Intermittent Wipers

Galvanized Steel/Aluminum Panels

Black Grille

Tailgate Rear Cargo Access

Manual Tailgate/Rear Door Lock

Auto On/Off Aero-Composite Halogen Daytime Running Lights Preference Setting Headlamps w/Delay-Off

Cargo Lamp w/High Mount Stop Light

Entertainment

Radio w/Seek-Scan, Clock, Aux Audio Input Jack, Voice Activation, Radio Data System and Uconnect External Memory Control

Radio: Uconnect 3 w/5" Display

4 Speakers

Streaming Audio

Integrated Roof Antenna

2 LCD Monitors In The Front

This document contains information considered Confidential between GM and its Clients uniquely. The information provided is not intended for public disclosure. Prices, specifications, and availability are subject to change without notice, and do not include certain fees, taxes and charges that may be required by law or vary by manufacturer or region. Performance figures are guidelines only, and actual performance may vary. Photos may not represent actual vehicles or exact configurations. Content based on report preparer's input is subject to the accuracy of the input provided.
Data Version: 20454. Data Updated: Sep 14, 2023 6:42:00 PM PDT.

Ewald Automotive Group
Chrissy Gensch | 262-673-9400 | chrissy.gensch@ewaldauto.com

Vehicle: [Fleet] 2024 Ram 2500 (DJ7L62) Tradesman 4x4 Reg Cab 8' Box (✔ Complete)

Interior

	Driver Seat
	Manual Adjust 4-Way Driver Seat
	Passenger Seat
	Manual Adjust 4-Way Front Passenger Seat
	Manual Tilt Steering Column
	Gauges -inc: Speedometer, Odometer, Voltmeter, Oil Pressure, Engine Coolant Temp, Tachometer, Oil Temperature, Transmission Fluid Temp, Engine Hour Meter and Trip Odometer
	Compass
	Proximity Key For Push Button Start Only
	Cruise Control w/Steering Wheel Controls
	Manual Air Conditioning
	Glove Box
	Interior Trim -inc: Metal-Look Instrument Panel Insert and Chrome/Metal-Look Interior Accents
	Full Cloth Headliner
	Urethane Gear Shifter Material
	Heavy Duty Vinyl 40/20/40 Split Bench Seat -inc: Storage Tray
	Day-Night Rearview Mirror
	Passenger Visor Vanity Mirror
	2 12V DC Power Outlets
	Partial Floor Console w/Storage and 2 12V DC Power Outlets
	Front Map Lights
	Fade-To-Off Interior Lighting
	Full Vinyl/Rubber Floor Covering
	Pickup Cargo Box Lights
	Remote USB Port - Charge Only
	GPS Antenna Input
	Global Telematics Box Module (TBM)
	Integrated Voice Command w/Bluetooth
	For Details, Visit DriveUconnect.com
	Instrument Panel Bin, Dashboard Storage, Driver And Passenger Door Bins

This document contains information considered Confidential between GM and its Clients uniquely. The information provided is not intended for public disclosure. Prices, specifications, and availability are subject to change without notice, and do not include certain fees, taxes and charges that may be required by law or vary by manufacturer or region. Performance figures are guidelines only, and actual performance may vary. Photos may not represent actual vehicles or exact configurations. Content based on report preparer's input is subject to the accuracy of the input provided.
Data Version: 20454. Data Updated: Sep 14, 2023 6:42:00 PM PDT.

Ewald Automotive Group
Chrissy Gensch | 262-673-9400 | chrissy.gensch@ewaldauto.com

Vehicle: [Fleet] 2024 Ram 2500 (DJ7L62) Tradesman 4x4 Reg Cab 8' Box (✔ Complete)

Interior	
	Manual 1st Row Windows
	Delayed Accessory Power
	Driver Information Center
	Outside Temp Gauge
	Analog Appearance
	Seats w/Vinyl Back Material
	Armrests w/Storage
	2-Way Front Head Restraints
	Front Armrest w/Cupholders
	40/20/40 Split Bench Seat
	Immobilizer
	Air Filtration
Safety-Mechanical	
	Electronic Stability Control (ESC) And Roll Stability Control (RSC)
	ABS And Driveline Traction Control
Safety-Exterior	
	Side Impact Beams
Safety-Interior	
	Dual Stage Driver And Passenger Seat-Mounted Side Airbags
	SiriusXM Guardian Emergency Sos
	Low Tire Pressure Warning
	Dual Stage Driver And Passenger Front Airbags
	Curtain 1st Row Airbags
	Airbag Occupancy Sensor
	Outboard Front Lap And Shoulder Safety Belts -inc: Height Adjusters and Pretensioners
	ParkView Back-Up Camera

This document contains information considered Confidential between GM and its Clients uniquely. The information provided is not intended for public disclosure. Prices, specifications, and availability are subject to change without notice, and do not include certain fees, taxes and charges that may be required by law or vary by manufacturer or region. Performance figures are guidelines only, and actual performance may vary. Photos may not represent actual vehicles or exact configurations. Content based on report preparer's input is subject to the accuracy of the input provided.
Data Version: 20454. Data Updated: Sep 14, 2023 6:42:00 PM PDT.

Ewald Automotive Group
Chrissy Gensch | 262-673-9400 | chrissy.gensch@ewaldauto.com

Vehicle: [Fleet] 2024 Ram 2500 (DJ7L62) Tradesman 4x4 Reg Cab 8' Box (✔ Complete)

WARRANTY

Basic Years: 3
Basic Miles/km: 36,000
Drivetrain Years: 5
Drivetrain Miles/km: 60,000
Corrosion Years: 5
Corrosion Miles/km: 100,000
Roadside Assistance Years: 5
Roadside Assistance Miles/km: 60,000

This document contains information considered Confidential between GM and its Clients uniquely. The information provided is not intended for public disclosure. Prices, specifications, and availability are subject to change without notice, and do not include certain fees, taxes and charges that may be required by law or vary by manufacturer or region. Performance figures are guidelines only, and actual performance may vary. Photos may not represent actual vehicles or exact configurations. Content based on report preparer's input is subject to the accuracy of the input provided.
Data Version: 20454. Data Updated: Sep 14, 2023 6:42:00 PM PDT.

Ewald Automotive Group
Chrissy Gensch | 262-673-9400 | chrissy.gensch@ewaldauto.com

Vehicle: [Fleet] 2024 Ram 2500 (DJ7L62) Tradesman 4x4 Reg Cab 8' Box (✔ Complete)

Selected Model and Options

MODEL

CODE	MODEL	MSRP
DJ7L62	2024 Ram 2500 Tradesman 4x4 Reg Cab 8' Box	$49,005.00

COLORS

CODE	DESCRIPTION
PW7	Bright White Clearcoat

ENGINE

CODE	DESCRIPTION	MSRP
ESB	Engine: 6.4L V8 Heavy Duty HEMI MDS (STD)	$0.00

TRANSMISSION

CODE	DESCRIPTION	MSRP
DFX	Transmission: 8-Speed Auto (8HP75-LCV) (STD)	$0.00

CPOS PKG

CODE	DESCRIPTION	MSRP
2GA	Quick Order Package 2GA Tradesman -inc: Engine: 6.4L V8 Heavy Duty HEMI MDS, Transmission: 8-Speed Auto (8HP75-LCV)	$0.00

AXLE RATIO

CODE	DESCRIPTION	MSRP
DME	3.73 Axle Ratio (STD)	$0.00

WHEELS

CODE	DESCRIPTION	MSRP
WDA	Wheels: 17" x 7.5" Steel Styled (STD)	$0.00

TIRES

CODE	DESCRIPTION	MSRP
TWD	Tires: LT245/70R17E BSW All-Season (STD)	$0.00

This document contains information considered Confidential between GM and its Clients uniquely. The information provided is not intended for public disclosure. Prices, specifications, and availability are subject to change without notice, and do not include certain fees, taxes and charges that may be required by law or vary by manufacturer or region. Performance figures are guidelines only, and actual performance may vary. Photos may not represent actual vehicles or exact configurations. Content based on report preparer's input is subject to the accuracy of the input provided.
Data Version: 20454. Data Updated: Sep 14, 2023 6:42:00 PM PDT.

Ewald Automotive Group
Chrissy Gensch | 262-673-9400 | chrissy.gensch@ewaldauto.com

Vehicle: [Fleet] 2024 Ram 2500 (DJ7L62) Tradesman 4x4 Reg Cab 8' Box (✔ Complete)

PRIMARY PAINT

CODE	DESCRIPTION	MSRP
PW7	Bright White Clearcoat	$0.00

SEAT TYPE

CODE	DESCRIPTION	MSRP
TXX8	Diesel Gray/Black, Heavy Duty Vinyl 40/20/40 Split Bench Seat -inc: Storage Tray	$0.00

ADDITIONAL EQUIPMENT - PACKAGE

CODE	DESCRIPTION	MSRP
A61	Tradesman Level 1 Equipment Group -inc: Speed Sensitive Power Locks, Power Heated Folding Telescopic Mirrors, Exterior Mirrors w/Supplemental Signals, Upgraded Door Trim Panel, Exterior Mirrors Courtesy Lamps, Exterior Mirrors w/Heating Element, Front 1-Touch Down Power Windows, Mirror Running Lights, Power Adjust Mirrors, Overhead Console, Remote Keyless Entry, Power-Adjustable Convex Aux Mirrors, Overhead Cupholder Lamp	$1,880.00
ADB	Protection Group	$145.00
AHD	Heavy Duty Snow Plow Prep Group	$195.00

ADDITIONAL EQUIPMENT - MECHANICAL

CODE	DESCRIPTION	MSRP
BAJ	220 Amp Alternator	Inc.
DSA	Anti-Spin Differential Rear Axle	$495.00
XEA	Tow Hooks	Inc.

ADDITIONAL EQUIPMENT - EXTERIOR

CODE	DESCRIPTION	MSRP
GFA	Rear Window Defroster	$195.00
MDA	Front License Plate Bracket	$0.00
MRU	MOPAR Black Tubular Side Steps	$445.00
XMF	MOPAR Spray In Bedliner	$600.00
	Options Total	**$3,955.00**

This document contains information considered Confidential between GM and its Clients uniquely. The information provided is not intended for public disclosure. Prices, specifications, and availability are subject to change without notice, and do not include certain fees, taxes and charges that may be required by law or vary by manufacturer or region. Performance figures are guidelines only, and actual performance may vary. Photos may not represent actual vehicles or exact configurations. Content based on report preparer's input is subject to the accuracy of the input provided.
Data Version: 20454. Data Updated: Sep 14, 2023 6:42:00 PM PDT.

Ewald Automotive Group
Chrissy Gensch | 262-673-9400 | chrissy.gensch@ewaldauto.com

Vehicle: [Fleet] 2024 Ram 2500 (DJ7L62) Tradesman 4x4 Reg Cab 8' Box (✔ Complete)

Price Summary

PRICE SUMMARY

	MSRP
Base Price	$49,005.00
Total Options	$3,955.00
Vehicle Subtotal	$52,960.00
Destination Charge	$1,995.00
Grand Total	**$54,955.00**

This document contains information considered Confidential between GM and its Clients uniquely. The information provided is not intended for public disclosure. Prices, specifications, and availability are subject to change without notice, and do not include certain fees, taxes and charges that may be required by law or vary by manufacturer or region. Performance figures are guidelines only, and actual performance may vary. Photos may not represent actual vehicles or exact configurations. Content based on report preparer's input is subject to the accuracy of the input provided.
Data Version: 20454. Data Updated: Sep 14, 2023 6:42:00 PM PDT.

PROPOSAL

Date
September 12, 2023

LANE TANK COMPANY INC.
WATER TOWER PAINTING & REPAIR • INSPECTIONS

PROPOSAL SUBMITTED TO:	BUSINESS OFFICE:
Mayville Water & Wastewater Utility *Attn: Tim Gutjahr* 400 Kekoskee Street Mayville, WI 53050	P.O. Box 500 • Menomonie, WI 54751 Office: 715-235-3110 • Fax: 715-235-5385 lanetank@charter.net
Job Name: 500,000 Gallon Single Pedestal Water Tower	

We hereby submit specifications and estimates for:
Maintenance Painting and Minor Repair of the Water Tower as per Attached Specifications and Drawings

ROOF SAFETY RAILING as per attached specifications.....$12,000.00 (YES_____NO_____)

ANTENNA CABLE MODIFICATIONS as per attached specifications.....$ 8,500.00 (YES_____NO_____)

CLEARANCE LIGHTS as per attached specifications.....$ 1,500.00 (YES_____NO_____)

LADDER SAFETY CLIMBING DEVICE as per attached specifications.....$ 5,500.00 (YES_____NO_____)

CIRCULATION SYSTEM as per attached specifications.....$ 2,500.00 (YES_____NO_____)

FILL/DRAIN PIPE INSULATION as per attached specifications.....$ 7,500.00 (YES_____NO_____)

OVERFLOW PIPE MODIFICATION as per attached specifications.....$ 1,500.00 (YES_____NO_____)
(PLEASE INITIAL ONE PER EACH OPTION)

We hereby propose to furnish labor and materials- complete in accordance with the above specifications, for the sum of:
*** **Two Hundred Seventy-Five Thousand Five Hundred Fifty** ***dollars ($**275,550.00**) Due and payable upon receipt of payment application, not to exceed two per month.

All material is guaranteed to be as specified. All work to be complete in a workmanlike manner according to standard practices. Any alteration or deviation from the above specifications involving extra cost, will be executed only upon written orders, and will become as extra charge over and above the estimate. All agreements contingent upon strikes, accidents, or delays beyond our control. Owner to carry fire, tornado and other necessary insurance. Our workers are fully covered by Workers' Compensation Insurance.

Authorized Signature: Mary Lane Vice-President
LANE TANK CO., INC.

NOTE: This proposal may be withdrawn by us if not accepted within _____ days.

ACCEPTANCE OF PROPOSAL

The above prices, specifications and conditions are satisfactory and are hereby accepted. You are authorized to do the work as specified. Payment will be made as outlined above.

Accepted:

Date:_____ Signature:_____
(Customer Sign Here)

Signature:_____
(Customer Sign Here)

SPECIFICATIONS FOR THE MAINTENANCE PAINTING AND MINOR REPAIR OF THE 500,000 GALLON ELEVATED WATER STORAGE TANK MAYVILLE, WISCONSIN

INTERIOR – WET:

The Contractor shall provide relief valves and assist in draining of the tank. Upon draining, the Contractor shall clean the tank interior of all mud, sediment and debris.

The complete interior of the tank shall be sandblasted to a SSPC-SP10 grade near-white blast. The Contractor shall use a low dust abrasive such as coal slag or nickel slag. A two to three mil anchor pattern shall be obtained before any paint is applied. The inlet/outlet piping shall be sealed to prevent any abrasive, paint chips or other foreign material from entering the piping system.

Upon completion of sandblasting, the tank shall be thoroughly cleaned by the use of compressed air and vacuuming. A two-coat plus a stripe coat epoxy paint system shall be applied. The first, or prime, coat shall be Tnemec Series 94 H_2O zinc rich primer, or equal, applied 2-1/2 to 3-1/2 dry mils thick. The color shall be 1255 Beige. A stripe coat of Tnemec Series 21 epoxy, or equal, shall be applied 3 to 5 dry mils thick to all welds, seams, sharp angles or pitted areas. Application of the stripe coat shall be by brush or roller. Color shall be 1255 Beige. A second, or finish, coat of Tnemec Series 21 epoxy, or equal, shall be applied 10 to 20 dry mils thick. Color shall be 15BL Tank White. Wet interior lapped seams on the ceiling, above the waterline, shall be caulked with an NSF approved for potable water product such as SikaFlex 1-A.

INTERIOR – DRY:

The Contractor shall completely blast the top sides of the landing platforms to a SSPC-SP6 commercial preparation. These prepared areas shall receive a prime coat of Tnemec Series 1 Omnithane primer, 2 to 3 dry mils thick. These areas shall receive a finish coat of Tnemec Series 21 epoxy coating, 5 to 10 dry mils thick.

The balance of the dry interior shall be spot-prepared to a SSPC-SP2 or SSPC–SP3 grade spot-preparation in any area the paint is peeling, cracking, blistering, or otherwise failing. These areas shall receive a spot-prime coat of Tnemec Series 1 Omnithane primer. All areas primed shall receive a spot finish coat of Tnemec Series 21 epoxy.

EXTERIOR:

The Contractor shall power wash the entire tank with a minimum pressure of 3,500 psi to remove mold and mildew.

Upon completion of the power washing, Contractor shall spot-prepare any failures to a SSPC 2 or SP3 grade preparation. These areas shall be spot-primed with Tnemec Series 1 Omnithane. These areas shall receive a spot-finish coat of Tnemec Series 1074U urethane in a color to match as closely as possible.

SPECIFICATIONS
500,000 Gallon Water Tank
Mayville, Wisconsin

ADDITIONAL WORK:

The following work shall be performed and included in the base price of the contract.

The Contractor shall remove and dispose of the existing roof vent. The Contractor shall provide a new 18" vacuum release roof vent. The new vent shall be installed by bolting to the existing mount collar using stainless steel bolts and gasket material.

The Contractor shall permanently weld seal the venting (CBI) gap around the access tube on the roof. See attached drawing.

The Contractor shall remove the existing sample tap and secondary port. The Contractor shall provide and install two new 3/4" stainless steel ball valves. In one valve, the Contractor shall install a new 1/2" chrome, smooth bore sample tap.

The Contractor shall inspect the existing 3" coupling in the wet interior bowl. If found in good condition, the coupling shall be plumbed into the overflow pipe penetration on the dry interior side at the top platform. The coupling shall be closed on the wet interior side using a threaded plug.

OPTIONAL WORK:

The following work shall be performed for the quoted prices to be added to the base contract price.

ROOF SAFETY RAILING: The Contractor shall fabricate and install a new OSHA approved, approximate 18 ft. diameter, roof safety railing. The railing shall be designed with continuous welds, no skip welding shall be allowed. The railing shall be designed to enclose the access hatches and roof vent. The railing shall be painted as per the exterior coating specifications of this project. See attached drawings.

ANTENNA CABLE MODIFICATIONS: The Contractor shall provide and install four 6" penetrations in each landing platform and at the top of the access tube. The Contractor shall install four 6" penetrations in the basebell as per drawing. The Contractor shall install a 2" steel carrier pipe between each landing platform in line with the penetration installations. The pipe shall be braced approximately every 10 feet. This installation is to be used for future antenna equipment installations. Any coating damaged by these installations shall be repaired as per the dry interior specifications of this project.

CLEARANCE LIGHTS: The Contractor shall provide and install a new roof LED, dual globe clearance lights fixture assembly. The assembly shall be mounted on the roof safety railing.

OPTIONAL WORK (continued):

LADDER SAFETY CLIMBING DEVICE: The Contractor shall remove and dispose of the existing notched rail ladder safety climbing devices on the dry interior and wet interior ladders. The Contractor shall provide and install a new cable type safety climbing device on the 3 dry interior ladders. The wet interior ladder shall not have a safety climbing device as they are not designed for emersion service.

CIRCULATION SYSTEM: Contractor shall install two 1-1/2", 3000 lb. couplings at the base of the fill/drain pipe. Contractor shall provide and plumb into these couplings a 1-1/2 HP circulating pump. A 1-1/4" PVC pipe shall be installed from the discharge coupling up the interior of the fill/drain pipe to terminate approximately 2 ft. above the bowl. A 1-1/4" Schedule 40 steel pipe shall be attached to the flexible pipe, braced to the access tube, and will terminate 10 to 15 ft. into the wet interior of the tank. The Utility will be responsible for the wiring of the pump and constructing an insulated enclosure to protect the pump. See the attached drawing.

FILL/DRAIN PIPE INSULATION: The Contractor shall remove and dispose of the existing fill/drain pipe insulation. The Contractor shall spot repair any coating failures on the fill/drain pipe as per the dry interior specifications of this project. The Contractor shall provide and install new 12" diameter, 3" thick preformed insulation to the entire fill/drain pipe. The Contractor shall provide and install a new aluminum jacket on the entire fill/drain pipe.

OVERFLOW PIPE MODIFICATION: The Contractor shall modify the existing concrete catch basin by cutting the concrete flush with grade. A new aluminum grate shall be fabricated to fit inside the catch basin at grade. This shall provide the required 12" minimum air break between the overflow discharge and grade.

(These options shall only be performed if the work is agreed to on the contract by initialing YES)

DISINFECTION:

After interior paint has fully cured, but not before seven days have elapsed after the final coat has been applied, the Contractor shall disinfect the tank in accordance with AWWA Standard C652-11. The Owner shall be responsible for taking two consecutive water samples taken 24 hours apart. If these bacteriological samples come back positive, the Contractor shall be responsible for re-disinfection of the tank until safe samples are obtained.

SPECIFICATIONS
500,000 Gallon Water Tank
Mayville, Wisconsin

INSPECTION/QUALITY:

The Contractor shall obtain Wisconsin DNR approval for the wet interior coatings and any additional modifications and file with the Utility before project start.

All paint shall be applied in uniform coats, free from runs and sags and in strict conformance with AWWA standards and manufacturer's recommendations pertaining to heat, humidity, mil thickness, re-coat time, thinning, etc.

The Contractor shall use compressors with after coolers/air dryers to bring the compressed air used for sandblasting to within 5 degrees of ambient air temperature and remove excessive moisture from the blast stream.

The Utility and/or its representatives may inspect at any time job progress, surface preparation, paint application, mil thickness, anchor pattern, substrate cleanliness, materials, etc. If any deficiency is found, the Contractor shall remedy at their own expense. Any re-work shall not affect completion time.

Contractor shall have been in business for more than 5 years and have completed ten or more projects of similar size and importance to the customer's satisfaction.

The Contractor shall leave the site in pre-project condition.

UTILITY'S RESPONSIBILITIES:

Utility shall be responsible for providing an adequate work site for the project and its necessary equipment. Contractor shall work with the Utility to minimize damage to existing lawn and access drive surfaces.

Utility shall provide a location for an on-site job trailer/first aid facility/shower facility. Utility shall provide a source of potable water and 220 power necessary to the project and equipment.

TIME OF COMPLETION:

The elevated water storage tank shall be painted in the 2024 painting season. Once the tank is drained, the Contractor shall work diligently seven days a week to minimize tank downtime. The tank shall not be out of service for more than 50 calendar days including cure and disinfection time. For every day after the initial 50 days the work is not complete, the Contractor shall pay the Utility $500 per day in the form of liquidated damages until the work is complete. The Utility may waive or grant an extension of time at its discretion due to weather or other uncontrollable circumstances.

SPECIFICATIONS
500,000 Gallon Water Tank
Mayville, Wisconsin

INSURANCE:

Before any work is started, the Contractor shall submit and file with the Utility a certificate of insurance showing the following coverage:

Comprehensive General Liability Insurance:

$2,000,000 Bodily Injury-General Liability & Automobile
$2,000,000 Property Damage-Other than Automobile
$1,000,000 per accident-Property Damage & Automobile

Products:
$1,000,000 Completed Operations Aggregate Limit
Excess Liability:

$5,000,000 Umbrella Coverage

Worker's Compensation: Statutory

This policy shall cover all owned, hired or rented motor vehicles used in work performed by Contractor under this agreement.

WARRANTY:
The Contractor shall warrant all application and workmanship for a period of one year from completion. If any failures occur, the Contractor shall remedy at their own expense.

PROPOSAL

Date
September 12, 2023

LANE TANK COMPANY INC.
WATER TOWER PAINTING & REPAIR • INSPECTIONS

PROPOSAL SUBMITTED TO:	BUSINESS OFFICE:
Mayville Water & Wastewater Utility *Attn: Tim Gutjahr* 400 Kekoskee Street Mayville, WI 53050	P.O. Box 500 • Menomonie, WI 54751 Office: 715-235-3110 • Fax: 715-235-5385 lanetank@charter.net
Job Name: 500,000 Gallon Single Pedestal Water Tower	

We hereby submit specifications and estimates for:
Maintenance Painting and Minor Repair of the Water Tower as per Attached Specifications and Drawings

ROOF SAFETY RAILING as per attached specifications.....$12,000.00 (YES_____NO_____)

ANTENNA CABLE MODIFICATIONS as per attached specifications.....$ 8,500.00 (YES_____NO_____)

CLEARANCE LIGHTS as per attached specifications.....$ 1,500.00 (YES_____NO_____)

LADDER SAFETY CLIMBING DEVICE as per attached specifications.....$ 5,500.00 (YES_____NO_____)

CIRCULATION SYSTEM as per attached specifications.....$ 2,500.00 (YES_____NO_____)

FILL/DRAIN PIPE INSULATION as per attached specifications.....$ 7,500.00 (YES_____NO_____)

OVERFLOW PIPE MODIFICATION as per attached specifications.....$ 1,500.00 (YES_____NO_____)
(PLEASE INITIAL ONE PER EACH OPTION)

We hereby propose to furnish labor and materials- complete in accordance with the above specifications, for the sum of:
*** **One Hundred Eighty Thousand** ***dollars ($**180,000.00**) Due and payable upon receipt of payment application, not to exceed two per month.

All material is guaranteed to be as specified. All work to be complete in a workmanlike manner according to standard practices. Any alteration or deviation from the above specifications involving extra cost, will be executed only upon written orders, and will become as extra charge over and above the estimate. All agreements contingent upon strikes, accidents, or delays beyond our control. Owner to carry fire, tornado and other necessary insurance. Our workers are fully covered by Workers' Compensation Insurance.

Authorized Signature: Mary Lane Vice-President
LANE TANK CO., INC.

NOTE: This proposal may be withdrawn by us if not accepted within _____ days.

ACCEPTANCE OF PROPOSAL

The above prices, specifications and conditions are satisfactory and are hereby accepted. You are authorized to do the work as specified. Payment will be made as outlined above.

Accepted:

Date:_____

Signature:_____
(Customer Sign Here)

Signature:_____
(Customer Sign Here)

Classic
Protective Coatings

August 16, 2023

Courtney Steger
City of Mayville
400 Kekoskee St.
Mayville, WI 53050

Scope of Work: Big Water Tower 500,000 Gallon Single Ped Rehabilitation

Exterior – (Tnemec Coatings) 2 Tone Paint Scheme. 1 Logo (TBD) 1 City Name Lettering

Surface Preparation – Sandblast to a SSPC-SP6 Commercial Blast
Prime - Series 91-H20 2-3.5 mils
Full Intermediate – Series N140 3-5 mils
Finish Coat – Series 1075U 2-3 mils
Logo/Lettering –1075U 2-3 mils

Interior Wet - (Tnemec Coatings)

Surface Preparation – Sandblast to an SSPC-SP10
Prime – Series 91-H20 2.5-3.5mils
Stripe Coat – Series N140 2-3 mils
Finish Coat – Series 21 10-14 mils

Interior Dry (Sweat Areas – Belly, Access Tube & Tops of Balconies)

Surface Preparation – Sweat Areas - Sandblast to a SSPC-SP10, Spot Repair – SPPC-SP-11 Power tool clean.

Sweat Areas
Prime – Series 91-H20 2.5-3.5mils
Intermediate – Series N140 4-6 mils
Finish – Series N140 4-6 mils

Spot Repairs
Prime – Series N140 3-5 mils
Finish Coat – Series N140 3-5 mils

Total labor, materials, and equipment - **$450,825**

N7670 State Road 25 | Menomonie, WI 54751
Telephone 715-233-6267 | Fax 715-233-6268
www.classicprotectivecoatings.com

Repairs Included
Handrail - **$13,150**
New 24" Frost Free Aluminum Vent - **$6,850**
Aviation Light Bracket/Move to New Handrail - **$6,225**
New Mud Drain Valve Belly of The Tank - **$6,900**
New Cable Style Safety Climbs All Ladders - **$11,900**

Total Repairs - $45,025

Total Rehabilitation Including Repairs - **$495,850**

NOTE:

- Exterior needs to be tested for lead.
- Lead removal if required - **Add $34,350**
- Tank will be disinfected using AWWA method 2
- City is responsible for bacteria test following disinfection.
- Tank is to be drained prior to crew arriving on site.
- Any antennas on the tank must be removed prior to work commencing.
- Payment is due 30 days from the date of invoice.

ACCEPTANCE OF PROPOSAL

BY: _____ TITLE: _____

PRINTED NAME: _____ DATE: _____ PO#: _____

Sincerely,

Kyle Nelsen
Project Manager

Classic
Protective Coatings

August 16, 2023

Courtney Steger
City of Mayville
400 Kekoskee St.
Mayville, WI 53050

Scope of Work: Big Water Tower 500,000 Gallon Single Ped Rehabilitation

Exterior – (Tnemec Coatings) 2 Tone Paint Scheme. 1 Logo (TBD) 1 City Name Lettering

Surface Preparation – Sandblast to a SSPC-SP6 Commercial Blast
Prime - Series 91-H20 2-3.5 mils
Full Intermediate – Series N140 3-5 mils
Finish Coat – Series 1075U 2-3 mils
Logo/Lettering –1075U 2-3 mils

Interior Wet - (Tnemec Coatings)

Surface Preparation – Sandblast to an SSPC-SP10
Prime – Series 91-H20 2.5-3.5mils
Stripe Coat – Series N140 2-3 mils
Finish Coat – Series 21 10-14 mils

Interior Dry (Sweat Areas – Belly, Access Tube & Tops of Balconies)

Surface Preparation – Sweat Areas - Sandblast to a SSPC-SP10, Spot Repair – SPPC-SP-11 Power tool clean.

Sweat Areas
Prime – Series 91-H20 2.5-3.5mils
Intermediate – Series N140 4-6 mils
Finish – Series N140 4-6 mils

Spot Repairs
Prime – Series N140 3-5 mils
Finish Coat – Series N140 3-5 mils

Total labor, materials, and equipment - **$450,825**

N7670 State Road 25 | Menomonie, WI 54751
Telephone 715-233-6267 | Fax 715-233-6268
www.classicprotectivecoatings.com

Repairs Included
Handrail - **$13,150**
New 24" Frost Free Aluminum Vent - **$6,850**
Aviation Light Bracket/Move to New Handrail - **$6,225**
New Mud Drain Valve Belly of The Tank - **$6,900**
New Cable Style Safety Climbs All Ladders - **$11,900**

Total Repairs - $45,025

Total Rehabilitation Including Repairs - **$495,850**

NOTE:

- Exterior needs to be tested for lead.
- Lead removal if required - **Add $34,350**
- Tank will be disinfected using AWWA method 2
- City is responsible for bacteria test following disinfection.
- Tank is to be drained prior to crew arriving on site.
- Any antennas on the tank must be removed prior to work commencing.
- Payment is due 30 days from the date of invoice.

ACCEPTANCE OF PROPOSAL

BY: _____ TITLE: _____

PRINTED NAME: _____ DATE: _____ PO#: _____

Sincerely,

Kyle Nelsen
Project Manager

CONTRACT

THIS AGREEMENT made this 15th day of AUGUST 2023 by and between Central Tank Coatings, Inc., of Elgin, Iowa, hereinafter called CONTRACTOR and CITY OF MAYVILLE, WI hereinafter called the OWNER.

WITNESSETH- IT IS MUTUALLY AGREED BY AND BETWEEN THE PARTIES HERETO AS FOLLOWS:
Contractor hereby agrees to furnish labor, insurance, material, and use of equipment to perform the following work:

Containment Option

Exterior surfaces of the 500,000-gallon elevated water tank, and all other framework to be cleaned in accordance with the latest revisions of the Steel Structures Painting Council for Surface Preparation Specifications No. 6, Commercial Blast and then to be painted one complete coat of Tnemec Series 94 H2O Zinc Primer at 2.5-3.5 mils dft. Then to be painted one complete intermediate coat of Tnemec Series N140 Epoxy Paint at 4-6 mils dft. Then to be painted one complete intermediate coat of Tnemec Series 73 Endrua-Shield at 2.5-3.5 mils dft. Then to be painted one complete finish coat of Tnemec Series 700 Hydroflon paint at 2.5-3.5 mils dft. Total Dry Film Thickness at 12-16 mils.....$425,000.00

To be sand blasted using SSPC No. 6 Commercial Blast.
Logo to be painted according to Owners Specifications.
Entire tank to be contained using Guide 6 Containment.
Owner to help in blocking streets and moving cars.

Overcoat Option

Exterior surfaces of the 500,000-gallon elevated water tank, and all other framework to be cleaned in accordance with the latest revisions of the Steel Structures Painting Council for Surface Preparation Specifications No. 2, Hand Cleaning, then to be painted one spot coat of Tnemec Series 135 Chembuild and then to be painted one complete finish coat of Tnemec Series 1094 Polyurethane paint.....$130,000.00

To be pressure washed using 3500psi
Logo to be painted according to Owners Specifications.
Owner to help in blocking streets and moving cars.

Interior Wet No. 7-10 Blast Option

**Interior surfaces of the 500,000-gallon elevated water tank, including the underside of roof to be sandblasted, using No. 10 Blast to Near-White Metal in areas where the paint is not tightly adhered to the tank and then No. 7 Brush Blasted in areas where the paint is in fair condition and metal is not exposed. Then to be painted two (2) complete coats of NSF approved Tnemec Series L140 Pota-Pox epoxy paint, applied to a total combined dry film thickness of at least 8-10 mils.....$145,000.00

Interior of water tank to be disinfected according to OWNERS specifications.
Owner to dispose of all sand.

Interior Wet No. 10 Blast Option

Interior WET surfaces of the 500,000-gallon elevated water tank, including the underside of roof to be sandblasted, using No. 10 Blast to Near-White Metal, and then painted 1 complete prime coat of Tnemec Series 94-H20 and then to be painted one complete stripe coat of Tnemec Series L140 Pota-Pox epoxy paint at 4-6 mils dft. two (2) complete coats of NSF approved Tnemec Series L140 Pota-Pox epoxy paint, applied to a total combined dry film thickness of at least 12-15 mils.....$185,000.00

Interior of water tank to be disinfected according to OWNERS specifications.
Owner to dispose of all sand.

Interior Dry Price

Interior DRY surfaces of the 500,000-gallon elevated water tank ONLY TO INCLUDE both landings and from the top landing through the access tube to be sandblasted, using No. 6 Commercial Blast, and then to be painted two (2) complete coats of NSF approved Tnemec Series N140 Pota-Pox epoxy paint, applied to a total combined dry film thickness of at least 8-10 mils.....$56,000.00

Owner to dispose of all sand.

Miscellaneous Metalwork Prices

Furnish and install a new roof handrail on top of the tank. The handrail will be made of 3"x3"x3/8" inch thick Schedule 40 steel. The handrail will be 18 feet in diameter. To include a handrail, mid-rail and a toe plate.....$25,000.00

Furnish and install a 24 in frost free DNR approved vent on top of the tank.....$8,000.00

Furnish and install condensation drains in both landings to prevent any water build up and further rust damage being done to the landings. The drains will tie into the overflow pipe.....$2,500.00

Furnish and install a new cable style safety climb system from the bottom of the ladder to the top landing. Then again from the top landing through the access tube. To include a cable grab and a harness.....$10,000.00

Logo according to the option the City Officials provided.....$15,000.00

Contractor guarantees all work performed under this contract for a period of 2 years from the date of acceptance by the Owner and in the event any faulty materials or workmanship are found within this period, contractor shall place in a satisfactory condition all such work when notified by the Owner without expense to the Owner.

Lead Base Paint Disclaimer: If led paint is on the water tank or tower, any additional means of lead containment or disposal costs will bear upon the Owner.

Contractor agrees to carry workmen's compensation, public liability, property damage and unemployment insurance and to pay all social security tax due on its employees engaged in performing this contract.

Contractor is an independent contractor hereunder and neither it nor its employees engaged in performing this contract shall at any time during the performance hereof become employees of the Owner.

Owner agrees to clear and make accessible to **CONTRACTOR** the working area and when requested by Contractor's foreman, to furnish police protection in keeping the area clear of spectators, pedestrians, motor vehicles or trespassers while the work is in progress. **CONTRACTOR** is authorized and shall have the right to erect barricades around the working area and to keep everyone away from the working site except those persons authorized by **OWNER.** During any exterior painting, **OWNER** shall remove any vehicles in the area which might receive paint damage.

Owner shall provide effective protection for the employees of the **CONTRACTOR** against all power circuits about or near or within the proximity of the structure to be maintained hereunder. **OWNER** shall effectively insulate and/or de-energize and ground all electrical power circuits located within a ten (10) foot proximity of the structure to be maintained hereunder and shall be obligated for the expense thereof.

OWNER shall contact Power Company or responsible party to shut off power or move powerlines so that CONTRACTOR may perform necessary work without danger to employees or disruption of service.

OWNER shall furnish at its cost at the working site for the use of CONTRACTOR all electricity and water required by CONTRACTOR to enable it to perform this contract.

OWNER agrees that **CONTRACTOR** shall, as soon as possible, proceed to carry out the provisions of this contract. Upon CONTRACTOR completing the work hereinabove specified, it shall notify the OWNER of that fact and on the same date that notice of completion is received by OWNER, the work shall be inspected and accepted or rejected, OWNER shall notify CONTRACTORS home office at Elgin, Iowa, by certified mail, document carrier or facsimile letter and if no objections are received by CONTRACTOR from OWNER within forty eight (48) hours after date of completing the work, then it is mutually agreed by both parties that the work was accepted and approved by OWNER.

****CENTRAL TANK COATINGS, INC. will not be liable for any equipment on the structure other than that of the Owner, for example antennas.**

Upon OWNER accepting the work of CONTRACTOR to be performed hereunder, OWNER agrees to pay CONTRACTOR

The sum of PRICES STATED ABOVE DOLLARS

($0.00) Payment in full for all the above specified labor and materials.

If, in the progress of the work hereinabove specified, OWNER directs additional work be done by CONTRACTOR, the additional work shall be paid for in addition to the hereinabove stated contract price while the contract price is paid.

All sums due under this contact shall bear interest at the rate of eight (8) percent per annum at the expiration of thirty (30) days from and after the date on which CONTRACTORS work is completed.

If OWNER is a public body or public agency, it represents that this contract has been approved by and is being entered into at the direction and on behalf of the political body.

This contract shall not be binding upon CONTRACTOR until accepted and signed by and officer of CONTRACTOR at the home office in rural Elgin, Clayton County, State of Iowa.

No changes, alterations, erasures, or indentures of any kind shall be made on the contract when returned to the home office of CONTRACTOR except the date of acceptance and CONTRACTOR'S signature.

This agreement embodies the entire contract between the parties and no oral agreements, representations or warranties heretofore or hereafter made shall be binding unless reduced to writing, signed by the parties, and attached hereto.

WITNESS OUR HANDS on the date aforesaid.

CENTRAL TANK COATINGS, INC.
Has negotiated this contract

Central Tank Coatings, Inc. accepts and executes
this contract at Elgin, Iowa on this _____ day of _____ 2023

By: _____

By: _____

_____
Name of Owner's Representative TITLE

_____
Name of Contractors Representative TITLE

CENTRAL TANK COATINGS, INC

"General Water Tower Maintenance"

Kelly Koehn, Owner
22528 Canoe Road
Elgin, IA 52141-9633

CONTRACT

THIS AGREEMENT made this 15th day of AUGUST 2023 by and between Central Tank Coatings, Inc., of Elgin, Iowa, hereinafter called CONTRACTOR and CITY OF MAYVILLE, WI hereinafter called the OWNER.

WITNESSETH- IT IS MUTUALLY AGREED BY AND BETWEEN THE PARTIES HERETO AS FOLLOWS:
Contractor hereby agrees to furnish labor, insurance, material, and use of equipment to perform the following work:

Containment Option

Exterior surfaces of the 500,000-gallon elevated water tank, and all other framework to be cleaned in accordance with the latest revisions of the Steel Structures Painting Council for Surface Preparation Specifications No. 6, Commercial Blast and then to be painted one complete coat of Tnemec Series 94 H2O Zinc Primer at 2.5-3.5 mils dft. Then to be painted one complete intermediate coat of Tnemec Series N140 Epoxy Paint at 4-6 mils dft. Then to be painted one complete intermediate coat of Tnemec Series 73 Endrua-Shield at 2.5-3.5 mils dft. Then to be painted one complete finish coat of Tnemec Series 700 Hydroflon paint at 2.5-3.5 mils dft. Total Dry Film Thickness at 12-16 mils.....$425,000.00

To be sand blasted using SSPC No. 6 Commercial Blast.
Logo to be painted according to Owners Specifications.
Entire tank to be contained using Guide 6 Containment.
Owner to help in blocking streets and moving cars.

Overcoat Option

Exterior surfaces of the 500,000-gallon elevated water tank, and all other framework to be cleaned in accordance with the latest revisions of the Steel Structures Painting Council for Surface Preparation Specifications No. 2, Hand Cleaning, then to be painted one spot coat of Tnemec Series 135 Chembuild and then to be painted one complete finish coat of Tnemec Series 1094 Polyurethane paint.....$130,000.00

To be pressure washed using 3500psi
Logo to be painted according to Owners Specifications.
Owner to help in blocking streets and moving cars.

877-530-6226 Toll Free • 563-426-5967 Office • 563-380-2647 Cell • 563-426-5641 Fax

Interior Wet No. 7-10 Blast Option

**Interior surfaces of the 500,000-gallon elevated water tank, including the underside of roof to be sandblasted, using No. 10 Blast to Near-White Metal in areas where the paint is not tightly adhered to the tank and then No. 7 Brush Blasted in areas where the paint is in fair condition and metal is not exposed. Then to be painted two (2) complete coats of NSF approved Tnemec Series L140 Pota-Pox epoxy paint, applied to a total combined dry film thickness of at least 8-10 mils.....$145,000.00

Interior of water tank to be disinfected according to OWNERS specifications.
Owner to dispose of all sand.

Interior Wet No. 10 Blast Option

Interior WET surfaces of the 500,000-gallon elevated water tank, including the underside of roof to be sandblasted, using No. 10 Blast to Near-White Metal, and then painted 1 complete prime coat of Tnemec Series 94-H20 and then to be painted one complete stripe coat of Tnemec Series L140 Pota-Pox epoxy paint at 4-6 mils dft. two (2) complete coats of NSF approved Tnemec Series L140 Pota-Pox epoxy paint, applied to a total combined dry film thickness of at least 12-15 mils.....$185,000.00

Interior of water tank to be disinfected according to OWNERS specifications.
Owner to dispose of all sand.

Interior Dry Price

Interior DRY surfaces of the 500,000-gallon elevated water tank ONLY TO INCLUDE both landings and from the top landing through the access tube to be sandblasted, using No. 6 Commercial Blast, and then to be painted two (2) complete coats of NSF approved Tnemec Series N140 Pota-Pox epoxy paint, applied to a total combined dry film thickness of at least 8-10 mils.....$56,000.00

Owner to dispose of all sand.

Miscellaneous Metalwork Prices

Furnish and install a new roof handrail on top of the tank. The handrail will be made of 3"x3"x3/8" inch thick Schedule 40 steel. The handrail will be 18 feet in diameter. To include a handrail, mid-rail and a toe plate.....$25,000.00

Furnish and install a 24 in frost free DNR approved vent on top of the tank.....$8,000.00

Furnish and install condensation drains in both landings to prevent any water build up and further rust damage being done to the landings. The drains will tie into the overflow pipe.....$2,500.00

Furnish and install a new cable style safety climb system from the bottom of the ladder to the top landing. Then again from the top landing through the access tube. To include a cable grab and a harness.....$10,000.00

Logo according to the option the City Officials provided.....$15,000.00

Contractor guarantees all work performed under this contract for a period of 2 years from the date of acceptance by the Owner and in the event any faulty materials or workmanship are found within this period, contractor shall place in a satisfactory condition all such work when notified by the Owner without expense to the Owner.

Lead Base Paint Disclaimer: If led paint is on the water tank or tower, any additional means of lead containment or disposal costs will bear upon the Owner.

Contractor agrees to carry workmen's compensation, public liability, property damage and unemployment insurance and to pay all social security tax due on its employees engaged in performing this contract.

Contractor is an independent contractor hereunder and neither it nor its employees engaged in performing this contract shall at any time during the performance hereof become employees of the Owner.

Owner agrees to clear and make accessible to **CONTRACTOR** the working area and when requested by Contractor's foreman, to furnish police protection in keeping the area clear of spectators, pedestrians, motor vehicles or trespassers while the work is in progress. **CONTRACTOR** is authorized and shall have the right to erect barricades around the working area and to keep everyone away from the working site except those persons authorized by **OWNER.** During any exterior painting, **OWNER** shall remove any vehicles in the area which might receive paint damage.

Owner shall provide effective protection for the employees of the **CONTRACTOR** against all power circuits about or near or within the proximity of the structure to be maintained hereunder. **OWNER** shall effectively insulate and/or de-energize and ground all electrical power circuits located within a ten (10) foot proximity of the structure to be maintained hereunder and shall be obligated for the expense thereof.

OWNER shall contact Power Company or responsible party to shut off power or move powerlines so that CONTRACTOR may perform necessary work without danger to employees or disruption of service.

OWNER shall furnish at its cost at the working site for the use of CONTRACTOR all electricity and water required by CONTRACTOR to enable it to perform this contract.

OWNER agrees that **CONTRACTOR** shall, as soon as possible, proceed to carry out the provisions of this contract. Upon CONTRACTOR completing the work hereinabove specified, it shall notify the OWNER of that fact and on the same date that notice of completion is received by OWNER, the work shall be inspected and accepted or rejected, OWNER shall notify CONTRACTORS home office at Elgin, Iowa, by certified mail, document carrier or facsimile letter and if no objections are received by CONTRACTOR from OWNER within forty eight (48) hours after date of completing the work, then it is mutually agreed by both parties that the work was accepted and approved by OWNER.

****CENTRAL TANK COATINGS, INC. will not be liable for any equipment on the structure other than that of the Owner, for example antennas.**

Upon OWNER accepting the work of CONTRACTOR to be performed hereunder, OWNER agrees to pay CONTRACTOR

The sum of PRICES STATED ABOVE DOLLARS

($0.00) Payment in full for all the above specified labor and materials.

If, in the progress of the work hereinabove specified, OWNER directs additional work be done by CONTRACTOR, the additional work shall be paid for in addition to the hereinabove stated contract price while the contract price is paid.

All sums due under this contact shall bear interest at the rate of eight (8) percent per annum at the expiration of thirty (30) days from and after the date on which CONTRACTORS work is completed.

If OWNER is a public body or public agency, it represents that this contract has been approved by and is being entered into at the direction and on behalf of the political body.

This contract shall not be binding upon CONTRACTOR until accepted and signed by and officer of CONTRACTOR at the home office in rural Elgin, Clayton County, State of Iowa.

No changes, alterations, erasures, or indentures of any kind shall be made on the contract when returned to the home office of CONTRACTOR except the date of acceptance and CONTRACTOR'S signature.

This agreement embodies the entire contract between the parties and no oral agreements, representations or warranties heretofore or hereafter made shall be binding unless reduced to writing, signed by the parties, and attached hereto.

WITNESS OUR HANDS on the date aforesaid.

CENTRAL TANK COATINGS, INC.
Has negotiated this contract

Central Tank Coatings, Inc. accepts and executes this contract at Elgin, Iowa on this _____ day of _____ 2023

By: _____

By: _____

_____ _____

Name of Owner's Representative **TITLE**

Name of Contractors Representative **TITLE**

State of Wisconsin
DEPARTMENT OF NATURAL RESOURCES
South Central Region Headquarters
3911 Fish Hatchery Rd
Fitchburg, WI 53711-5397

Tony Evers, Governor
Adam N. Payne, Secretary
Telephone (608) 275-3266
Toll Free 1-888-936-7463
TTY Access via relay - 711

WISCONSIN DEPT. OF NATURAL RESOURCES

Hem G

September 27, 2023

Courtney Steger
Utilities Director
CITY OF MAYVILLE
400 Kekoskee Street
Mayville, WI 53050

SUBJECT: Wastewater Facility Inspection
WPDES Permit No: WI-0024643-10-1
Inspection Date: 09/21/2023

Dear Courtney,

A compliance inspection of the Mayville Wastewater Treatment Facility was performed on 09/21/2023. The purpose of the inspection was to determine compliance with the conditions of the WPDES permit and review wastewater operations and management activities at the plant. Findings and recommendations are found in the attached report. Please take the time to read it carefully.

The treatment plant was found in compliance with the effluent limits and all terms and conditions of the permit.

No further follow-up action recommended at this time.

Please be aware that your permit application will be due April 3, 2024. Please take note of all permit application requirements and reach out to me if you have questions ahead of the due date.

I want to thank Courtney Steger for the time and cooperation in the performance of this inspection. Within 30 days, please provide a written response to this inspection report if any follow-up actions are noted above. If you have any questions regarding the report, feel free to call me at (608) 535-0368 or e-mail me at Jordan.Main@wisconsin.gov.

Sincerely,

Jordan Main

Jordan Main
Wastewater Engineer

Hmc

Wastewater Treatment Plant Compliance/Inspection Checklist

Mayville Wastewater Treatment Facility
400 Kekoskee St Mayville, WI 53050

OIC Name	COURTNEY N STEGER	WPDES Permit #	0024643-10-1	Inspection Date	9/21/2023
On-Site Representative	Courtney Steger	Design Flow (Avg)	1.120	Evaluated By	Jordan M Main
Authorized Representative	Courtney Steger	Plant Classification	Advanced - A1; B; C; P; D; L; SS;	Effective Date	9/1/2022
				Expiration Date	9/30/2024

Part A: ON-SITE INSPECTION			
	Compliance Questions	Comments	Followup
Facility Site Review			
Yes	1. Is a schematic diagram available of the treatment plant? If yes, attach.	Briefly annotated version attached. Confirmed by OIC on inspection. Upgrade planned to commence construction in 2025 - updated flow diagram to be provided. This reissuance will happen prior to upgrade completion.	
Yes	2. Are all liquid treatment train unit operations and processes operating satisfactorily?	Influent passes through a mechanical grinder. Manual bar screen channel available for high inflow conditions. Influent after screening passes through aerated grit chamber. Flow to extended aeration basin. Decant from aeration basin to clarifiers, and WAS from clarifiers to sludge storage. Prior to clarifiers is a secondary screening shed with an additional bar screen, this is where phos chemical is added. Clarifiers in parallel (split is 50/50). Effluent from clarifiers goes to UV disinfection channel and down a set of aeration steps before leaving to outfall pipe.	
Subclass A1: Biological Treatment - Suspended Growth Process			
Yes	A1-1. Does the appearance of the aeration basin look good?	Odor is earthy. Color is light brown.	
Yes	A1-2. Does the aeration pattern show that all diffusers are working?	"Chicken-feeder" type aerators - operator described an open pipe without diffusers. Operators will turn on large additional blowers if influent is strong, DO levels drop, etc.	
Yes	A1-3. Is the dissolved oxygen level adequate?	DO is typically ~2 ppm in the aeration basins. Operator uses DO in the basins as an indicator for process control with an in-line monitor and with a portable meter.	
Yes	A1-4. Is the MLSS level optimum, resulting in a good F/M ratio?	MLSS calculated approx. once per month and as needed. Last time operator calculated it was 2700.	
Yes	A1-5. Is the 30 minute settling test and resultant SVI good?	30-min settling test performed as a part of the inspection while DNR onsite. Result 240 mL. Latest SVI calculation was 88.	
N/E	A1-6. Do the bugs look good?	Operator does not commonly use microscope to look at bugs, but they have been looked at in the past and there is an (old) microscope in the lab.	
Yes	A1-7. Is sludge wasted regularly to maintain an optimum and consistent sludge age?	Wasting schedule 7-8 minutes per hour; ~2 hr wasting per 24 hours. Sludge age runs older at this plant, typical of extended aeration.	
Yes	A1-8. Are all blowers or mechanical aerators operational and on a regular maintenance schedule?	OIC uses an Outlook calendar reminder system to schedule regular tasks. Operators use lab spreadsheets and print outs to check off preventative maintenance scheduled daily, weekly, quarterly, and annually.	
No	A1-9. Has the aeration basin been emptied, inspected and cleaned within the last five years, including diffusers?	Operator could not confirm last time the basins were brought down and cleaned. Estimate not within the last 20 years.	
No	A1-10. Are there safety flotation devices on the railings?	No floatation devices on aeration basin.	

Subclass B: Solids Separation			
No	B-1. Are clarifier surfaces free of floating sludge, grease and gas bubbles?	Significant sheen of grease or scum apparent on clarifier surface. Time of inspection was after a high intensity rain event. Operator guessed this rain could have stirred up grease or scum. Effluent channel was unaffected by the floating material - effluent leaving weirs was clear.	
Yes	B-2. Does the operator measure and record clarifier sludge blankets on a regular basis?	Sludge judge ~3x per week.	
Yes	B-3. Is the effluent flow over the entire length of the weirs?	Weirs are cleaned weekly in the summer months to remove algae. Facility utilizes a screen bucket to collect the algae knocked loose to prevent it from leaving with the effluent.	
N/A	B-4. If the clarifier is rectangular, are the flights and chains in sound shape and working correctly?	Circular clarifiers.	
Yes	B-5. If the clarifier is circular, do the surface skimmer and subsurface sludge scraper mechanism appear to be working well?	No apparent mechanical issues with mechanism. Scum slowly being collected and removed.	
	B-6. Are the clarifier(s) drained, cleaned, and inspected on a regular basis?	One clarifier cleaned and many pieces of equipment inspected or replaced in 2021, the other in 2022. Not planned again for the near future. Mayville could consider putting a schedule in place to do this more regularly.	
Yes	B-7. Are cleaning methods frequent and adequate to prevent treatment issues?	Cleaning is done regularly and as needed when flows and safety conditions allow.	
No	B-8. Is backwashing performed on a regular basis to allow for adequate treatment?	No backwashing done.	
No	B-9. Are multiple treatment units available and rotated appropriately?	Redundancy in the plant is not utilized.	
Yes	B-10. Is there adequate prescreening?	Secondary prescreening prior to clarifiers.	

Subclass D: Disinfection			
N/A	D-1. Is the chlorine contact tank cleaned regularly and absent of surface gas bubbles or floating clumps of sludge?	UV disinfection. Old chlorine contact tank is used for aeration steps.	
N/A	D-2. Is chlorine (gas or liquid) adequately and completely mixed into the contact basin?	UV disinfection. Old chlorine contact tank is used for aeration steps.	
N/A	D-3. If using chlorine gas, does the storage room meet all safety requirements?	UV disinfection. Old chlorine contact tank is used for aeration steps.	
Yes	D-4. Are UV lamps submerged in the effluent channel?	Inspection occurred in disinfection season. No visible issues.	
Yes	D-5. Do UV sleeves need to be cleaned regularly to maintain disinfection efficiency?	UV system has sensors to prompt cleaning. Has an auto-wiping function.	
N/A	D-6. Are residual chlorine samples tested within 15 minutes of collecting the sample?	UV disinfection.	
Yes	D-7. Are all UV lamps in operation?	Inspection occurred in disinfection season. No visible issues.	

Subclass P: Biological Nutrient Removal (Phosphorus)			
N/A	P-1. Does the plant utilize in-line monitoring (ORP? dissolved oxygen) for monitoring anoxic, anaerobic and aerobic conditions?	Chemical phosphorus treatment.	
N/A	P-2. Does the plant monitor ortho-P across treatment units?	Chemical phosphorus treatment.	
N/A	P-3. Are side streams monitored for phosphorus?	Chemical phosphorus treatment.	
N/A	P-4. Are detention times in anoxic and anaerobic selector tanks short enough to achieve good phosphorus removal?	Chemical phosphorus treatment.	
N/A	P-5. Are process conditions optimized for BPR?	Chemical phosphorus treatment.	
Yes	P-6. Has chemical addition been optimized?	SOP provided to the department and approved after feedback was implemented. SOP kept in chemical dosing room and at the office.	
Yes	P-7. Does chemical storage have proper secondary containment and safety measures?	Chemical storage acceptable. It is possible a day tank might help with the issues the operator reported when the level in the chemical storage tank gets low.	

No	P-8. Does the plant utilize in-line monitoring for chemical feed rates?	Ortho-P in-line meter not functioning at time of inspection.	

Subclass SS: Sanitary Sewer Collection Systems			
	SS-1. Has the facility been free of SSOs since the last inspection?		
	SS-2. Have SSOs been reported as required?		
	SS-3. Is the facility implementing their CMOM program?		
	SS-4. Is the CMOM updated on an annual basis? If so, when was the date of the last review?		
	SS-5. Are the goals manageable, quantifiable, realistic and being acheived?		
	SS-6. Does the organization section include a detailed list of internal and external contacts, responsibility, and lines of communication?		
	SS-7. Does the facility have the documented legal authority to maintain and protect its sewer system?		
	SS-8. Does the facility have an up to date collection system map, management system and capacity assessment program?		
	SS-9. Does the CMOM include a detailed list of O&M activites, building backups, and critical replacement parts?		
	SS-10. Does the CMOM include a list of required training for new and experienced operators with an appropriate frequency?		
	SS-11. Does the CMOM contain a detailed response plan for emergencies including; SSOs, TFOs, and various types of spills?		
	SS-12. Does the CMOM document the proper communication to be taken in the event of an emergency including public and DNR notification?		
	SS-13. Are lift stations properly maintained, powered, and monitored?		
Yes	3. Are there any unique treatment units, processes or operations in the liquid treatment train? If yes, comment.	Secondary screening shed between aeration basin and clarifiers is undersized and is the common cause of TFOs at Mayville. Operator discussed that this secondary screening structure regularly removes a significant amount of solids, indicating that the headworks is underperforming as designed. This shed is a hydraulic "chokepoint" and high inflow results in overflows at this location. This shed will be abandoned in the upgrade when the headworks are improved.	
Yes	4. Is effluent being discharged clear, free of floating solids or visible foam other than in trace amounts?	Effluent visually free of floating solids and visible foam.	

Flow Measurement			
Yes	5. Is wastewater flow, influent and/or effluent, being accurately measured?	No effluent flow meter. Influent flow meter calibrated annually.	
Yes	6. Are flow monitoring devices calibrated annually?	Flow device calibrated annually.	

Yes	7. Are there significant influent loadings to the facility? If yes, list.	Mayville has 6 SIUs that are regulated under DNR Pretreatment notifications. OIC and DNR on site discussed industrial contributor Seneca at length - Mayville has been working actively with Seneca to lower their chloride contribution so Mayville does not exceed their permit chloride limits. Discussions between the industry and Mayville have been ongoing - the industry has been amenable so far and slow progress is being made. Seneca is seasonally sending high chloride waste flows to Mayville, which is clear in the seasonal chloride violations Mayville has. These high loads are likely from recharge of the large softening system at Seneca and cleaning procedures. Mayville could possibly look into implementing a local limit for chlorides in addition to the industrial monitoring they already do - prior to or shortly after the upgrade is a great time to consider this change.	

Sampling and Testing			
Yes	8. Are wastewater influent, effluent, biosolids and groundwater samples, as applicable, being collected and tested as required by the WPDES permit?	Underreporting and form errors are rare.	
Yes	9. Are wastewater composite samplers being maintained at or less than 6C?	Recorded on sample log daily.	
Yes	10. Are sampling logs being used to record sample days, times, temperatures and collector?	Sample log is kept in lab and contains all required information.	
No	11. Were samples collected as part of this inspection? If yes, include state lab results.	No samples collected.	

Operations and Maintenance			
Yes	12. Is the Operator-in-Charge certified at the proper grade(s)?	OIC Courtney Steger since April 2020. There are 2 fully certified operators on staff that could serve as OIC backup.	
Yes	13. Is the treatment works and disposal system being properly operated and maintained, when in operation?	System is operated well given the unique needs of the system and aging equipment. Identified deficiencies like the undersized secondary screening structure, lack of sludge storage, inefficient aerator type are being addressed in the facility upgrade. Other issues like influent chloride strength and pumping from the end of the phosphorus chemical tank are actively being worked on.	
Yes	14. Are process control tests being performed and recorded to properly operate and maintain the plant?	Process control tests like DO, pH, temp, MLSS, SVI, F/M are done or calculated regularly and as needed when influent conditions or effluent quality indicates an issue.	
Yes	15. Does the plant have a documented and implemented preventative maintenance program for major equipment?	OIC uses an Outlook calendar reminder system to schedule regular tasks. Operators use lab spreadsheets and print outs to check off preventative maintenance scheduled daily, weekly, quarterly, and annually.	
Yes	16. Is the permittee following the requirements contained in any approved management plan?	Mercury SRM plan actions are ongoing. Mercury final limit will go into effect 10/01/2024.	

Biosolids Treatment, Handling and Storage

Yes	17. Are all unit operations and processes for biosolids/sludge treatment and storage operating satisfactorily?	Sludge is hauled by a licensed hauler and land applied under their permit. No land application has occurred under Mayville's permit since 2001 according to SWAMP records.	
Yes	18. Are there any unique treatment units, processes or operations in the solids treatment train? If yes, comment.	There is not 180 days of sludge storage on site at Mayville - this is a known deficiency that Mayville is addressing in the facility upgrade. The sludge storage structure (technically an aerobic digester) is not maintained as a digester or used as a digester. It is aerated for mixing before being hauled out. Sludge is hauled 2x/week currently to keep up with wasting and the lack of adequate storage.	
Yes	19. Are biosolids/solids meeting all applicable sludge quality standards and processes standards before disposal or distribution?	Sludge quality is sampled and reported as required - quality parameter exceedances from 3400-49 forms are rare. Digester is used as sludge storage and is not operated as a digester.	
N/E	20. Are biosolids/solids being landspread meeting all NR 204 or NR 214 landspreading requirements?	Land applied by Badger St. Waste under their permit.	
Yes	21. Are all biosolids/solids and land application reports completed, submitted on time, and accurate?	Underreporting or late forms are rare.	

Part B: PERMIT AND REPORTING REQUIREMENTS

Permit			
Yes	22. Is a copy of the current WPDES permit kept at the treatment plant?	Confirmed by operator.	
Yes	23. Was the WPDES permit reviewed with the operator-in-charge?	Sampling frequency will be evaluated at reissuance. It is likely to increase for multiple parameters. Size, type of facility, and compliance history are some factors taken into account when determining sampling frequency.	

Records/Reports			
Yes	24. Are all Discharge Monitoring Reports completed correctly and submitted on time?	Underreporting and late forms are rare.	
Yes	25. Are all other WPDES permit required reports completed correctly and submitted on time?	Reporting requirements are up to date at the time of inspection.	
Yes	26. Were passing grades received on all CMAR sections (A or B)?	CMAR grades are consistently high, indicating good plant and collection system performance.	
Yes	27. Were all CMAR follow-up actions completed as required?	CMAR grades are consistently high, indicating good plant and collection system performance.	

Compliance Schedules			
Yes	28. Is the permittee up to date on required actions as specified in the Schedule of Compliance?	Schedule for Mercury Effluent Limitations is being addressed. Most recent report reviewed and feedback provided. Actions are ongoing.	

Spills/Overflows			
Yes	29. Has the facility been free of spills since the last inspection?		
N/A	30. Have the spills been reported as required?	No spills to report. Discussed the requirement to call DNR Spills Hotline and Mayville compliance engineer to notify immediately if a spill (such as chemical, hauled sludge, or any overflow) if it were to occur. Facility is located close to the water body and should be aware of the risk of spill on site.	
Yes	31. Has the facility developed and currently implementing a spill response plan?	Discussed spill response plan with operator. There is a jetter truck available to Mayville to respond quickly to any spill.	

Part C: EFFLUENT / RECEIVING WATERS

Effluent Limits

No	32. Is the permittee in compliance with all effluent limits based on a review of discharge monitoring reports?	In general, most permit limits are being met. There are frequent chloride limit violations in the fall season associated with industrial contributor Seneca of Mayville. There are also systematic phosphorus exceedances when the storage tank gets low and dosing becomes more difficult before more chemical can be added to the storage tank.	
N/A	33. Is the permittee in compliance with all groundwater standards based on a review of groundwater monitoring forms?	No groundwater monitoring included in the current permit.	

Outfalls			
Yes	34. Have you physically observed the effluent outfall?	Outfall located in the stream south of the facility by the bridge. No visible concerns with effluent as it leaves the pipe.	
Yes	35. If observable, does the outfall structure appear structurally sound and located as originally designed/constructed?	Located as expected. No visible structural issues.	

Receiving Waters			
Yes	36. Does the receiving water below the outfall appear acceptable compared to upstream water quality?	No visual concerns with receiving water.	

General Comments			
Yes	37. Are there any general comments about this treatment facility? If yes, comment.	Lab audit was completed spring 2023. Please be aware of pre-application sampling as indicated in your application cover letter - your application is available at the time of this inspection. The Mayville team has made significant efforts to plan for the plant's future as equipment ages.	

SUBSTANTIAL COMPLIANCE DETERMINATION			
Yes	38. Are all conditions of the permit, including standard conditions, being met?	All conditions and standard requirements of the current WPDES permit are being met	
Yes	39. IS THE PERMITTEE IN SUBSTANTIAL COMPLIANCE WITH THE PERMIT? If not, please comment.	The permittee has been found to be in substantial compliance with their WPDES permit	

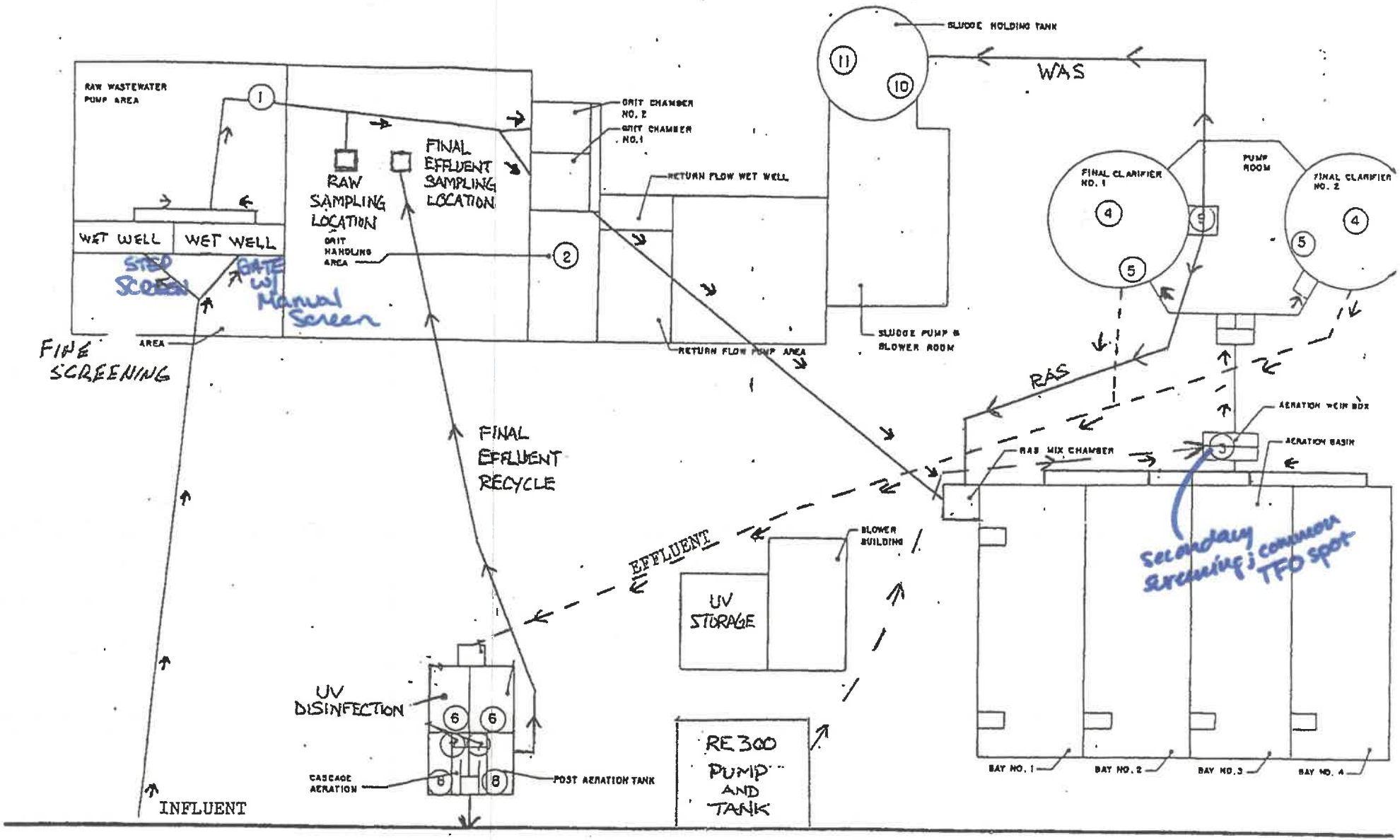

MAYVILLE WASTEWATER FACILITY

FIGURE 1

Mayville Wastewater Treatment Facility
Linear equation uses 2004 - 2022 CMAR data
for Trend Line: y = 0.000583 x + 0.82

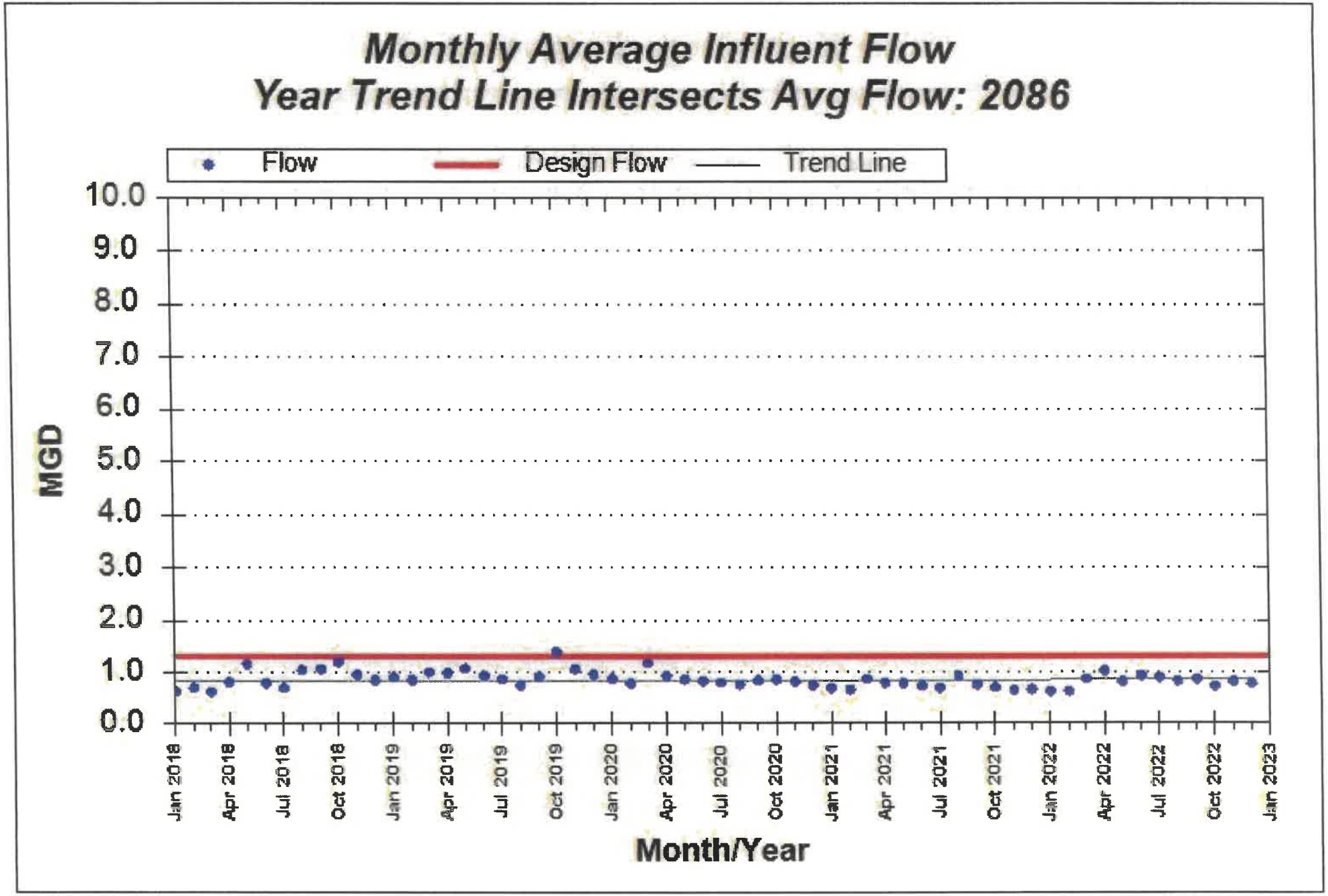

Mayville Wastewater Treatment Facility
Linear equation uses 2004 - 2022 CMAR data
for Trend Line: y = 0.167634 x + 1321.24

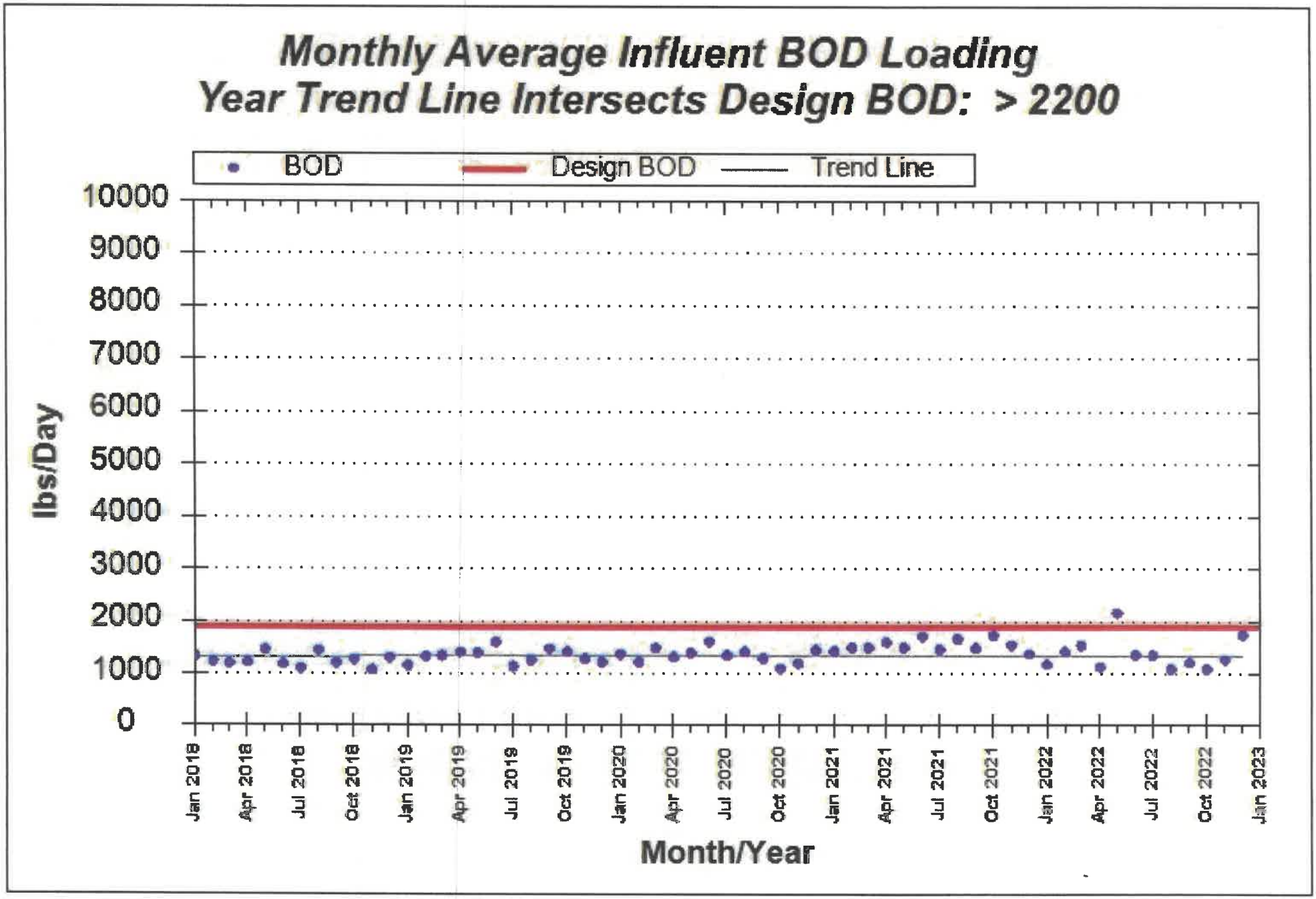

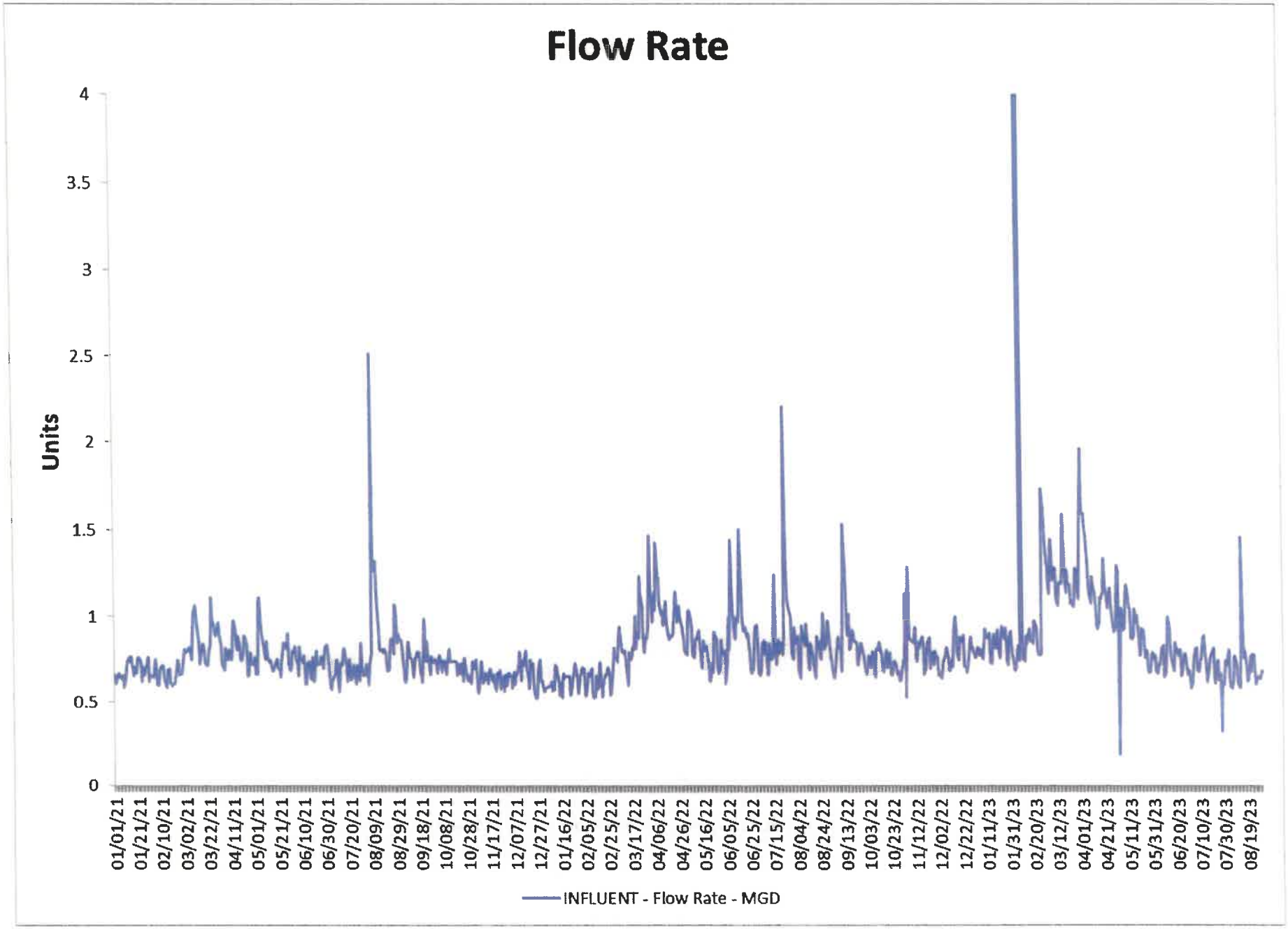
Flow Rate
Units
4
3.5
3
2.5
2
1.5
1
0.5
0
01/01/21
01/21/21
02/10/21
03/02/21
03/22/21
04/11/21
05/01/21
05/21/21
06/10/21
06/30/21
07/20/21
08/09/21
08/29/21
09/18/21
10/08/21
10/28/21
11/17/21
12/07/21
12/27/21
01/16/22
02/05/22
02/25/22
03/17/22
04/06/22
04/26/22
05/16/22
06/05/22
06/25/22
07/15/22
08/04/22
08/24/22
09/13/22
10/03/22
10/23/22
11/12/22
12/02/22
12/22/22
01/11/23
01/31/23
02/20/23
03/12/23
04/01/23
04/21/23
05/11/23
05/31/23
06/20/23
07/10/23
07/30/23
08/19/23
INFLUENT - Flow Rate - MGD

CMAR Summary Report

Report Critieria : Permit No - 0024643, Report Year - 2022, 2021, 2020, 2019, 2018

Facility	DNR Contact	Design Flow	Year	GPA	Inf	BOD	TSS	NH3	P	N	GW	Ponds	BSlds	Staffing	OpCert	CollSys	FinMgt
MAYVILLE WASTEWATER TREATMENT FACILITY	Main, Jordan	1.297	2022	4	A	A	A	A	A	-	-	-	A	A	A	A	A
0024643 SC Dodge	(608) 535-0368																
Receiving Water: East Branch Rock River																	
Watershed: East Branch Rock River																	
River Basin: Rock River (upper)																	
			2021	4	A	A	A	A	A	-	-	-	A	A	A	A	A
			2020	3.95	A	A	A	A	A	-	-	-	A	A	C	A	A
			2019	3.95	A	A	A	A	A	-	-	-	A	A	A	A	C
			2018	4	A	A	A	A	A	-	-	-	A	A	A	A	A

Inf - Influent; BOD,TSS, Nh3, P, N - Effluent Quality; GW - Groundwater Quality; Ponds - Leakage; Bslds - Biosolids; OpCert - Operator Certification; CollSys - Sanitary Sewers; FinMgt - Financial Management

Sanitary Sewer Overflow (SSO) Detail Report

Report Data Criteria : Facility : MAYVILLE WASTEWATER TREATMENT FACILITY, Dates : 1/1/2015 - 8/10/2023

CITY OF MAYVILLE

0024643-10-1 Dodge County South Central Region

SSO Time Period : 09/07/2016 06:20 AM to 09/07/2016 04:45 PM

SSO Volume (Gallons) : 315,500

Event Location: Mayville WWTP

Causes : Rain

Explanation of Cause : The raw pumps at the Mayville WWTP could not keep up with the incoming flow, even with all pumps running. Backups started to occur at the plant by 5:30 AM (there was a foot of water on the floor outside of the wastewater influent channel) and the storm continued until the evening. Bypassing was done to prevent property damage to homes and businesses in Mayville.

Rainfall Duration : 24.50 h Rainfall Amount : 5.90 in

Discharge Destination : Surface water - Rock River

Immediate Corrective Action : Heavy rain infiltrated the sanitary sewer system and overwhelmed the treatment plant. Mayville has started a sewer lateral replacement program to reduce the amount of inflow coming into the plant. Sewer mains are also being replaced with roadway construction projects as well. Laterals are being inspected and replaced (if required due to infiltration) at a rate of 100/year with the lowest areas of the city being replaced first.

DNR Follow-up Action : Will be included by reference in future NONs.

SSO Time Period : 08/28/2018 05:10 PM to 08/29/2018 03:55 AM

SSO Volume (Gallons) : 832,000

Event Location: Manhole #01 at Mayville WWTP, 400 Kekoskee Street, Mayville WI 53050

Causes : Rain

Explanation of Cause : The raw pumps at the Mayville WWTP could not keep up with the incoming flow, even with all pumps running. Backups at the plant began to occur and the influent channel was overflowing with several hours remaining in the storm event. Bypassing was done to prevent property damage to homes and businesses in Mayville.

Rainfall Duration : 55.25 h Rainfall Amount : 7.60 in

Discharge Destination : Surface water - Rock River

Immediate Corrective Action : Pumps were throttled back or turned off when the rainfall let up to reduce the amount of water bypassed. Mayville is televising sewer mains and inspecting manholes to find and repair sources of infiltration through pipe lining and manhole repair/sealing.

DNR Follow-up Action : Continue to resolve the issue from excessive rain.

SSO Time Period : 10/01/2019 09:08 PM to 10/02/2019 11:20 AM

SSO Volume (Gallons) : 2,250,000

Event Location: Mayville WWTP, 400 Kekoskee Street; (43.505271, -88.548553)

Causes : Rain

Explanation of Cause : The raw pumps at the WWTP could not keep up with the heavy flows from the rain. Backups and flooding at the plant began to occur with several hours remaining in the storm event. Bypassing was done to prevent property damage to homes and businesses in Mayville.

Rainfall Duration : 29.00 h Rainfall Amount : 5.30 in

Discharge Destination : Surface water - Rock River

Immediate Corrective Action : The number of pumps used for bypassing was kept to a minimum once we noticed the flooding at the plant begin to recede. Mayville has recently televised a large section of the sanitary sewer system and identified possible sources ofinfiltration. Since then, we have repaired and sealed manholes and are planning to line sewer mains.

DNR Follow-up Action : NON issued on January 3, 2020.

Sanitary Sewer Overflow (SSO) Detail Report

CITY OF MAYVILLE

0024643-10-1 Dodge County South Central Region

SSO Time Period : 06/08/2020 12:30 PM to 06/08/2020 03:30 PM

SSO Volume (Gallons) : 5,496

Event Location 787 Fourth Street, Mayville, WI 53050 - Nearest Address

Causes : Broken pipe

Explanation of Cause : At 1 pm sanitary personnel in the area noticed an occational stream of water coming up from the center of the street. Crews worked to determine the source and ofund it coincided with lift station pump cycles. A crew had been in the are working on a separate issue 1 to 2 ours ealier and the incidient had not occurred yet. As the roadwasy is all concrete, a masonary crew as well as Town & Country were called in for repairs. After reaching the break it was found that a rock lying against the pipe had slowly wore a hole through. the forcemain was repaired with a 6 inch sleeve and the roadway backfilled. As an act of nature, I do not believe this situation was avoidable or predictable, but rather luckily found very quickly and corrected.

Rainfall Duration : 0.00 h Rainfall Amount : 0.00 in

Discharge Destination : Ditch - Rock River; Storm sewer - Rock River

Immediate Corrective Action : After the source was discovered and the entire roadway blocked, the jet/vac was dispatched and forcemain pumps were shut down. the jet vac was used to vacuum the wet well as it filled and transport waste to the nearest gravity main. Local factories on this forcemain were ocntacted to severely limit the use of water during this period. Our jet/vac during this operation broke a PTO shaft and radiator, and we had Dean Septic as a back-up to keep wet well levels under control.

DNR Follow-up Action :

SSO Time Period : 08/08/2021 01:35 AM to 08/08/2021 03:05 AM

SSO Volume (Gallons) : 171,500

Event Location Mayville WWTP , 400 Kekoskee St. Mayville WI. 53050

Causes : Rain

Explanation of Cause : Raw pumps at WWTP could not keep up with heavy flow from rain. Backups had begun at plant with heavy rains still occuring. Bypassing was done to prevent property damage to customers.

Rainfall Duration : 31.75 h Rainfall Amount : 5.95 in

Discharge Destination : Surface water - Rock River

Immediate Corrective Action : Bypassing was kept at minimum and was stopped once flooding began to recede.

DNR Follow-up Action : NON issued.

SSO Time Period : 07/24/2022 11:00 PM to 07/25/2022 12:30 AM

SSO Volume (Gallons) : 9,000

Event Location 400 Kekoskee Street

Causes : Rain, Flooding

Explanation of Cause : Overflow occurred to heavy rain, treatment plant bottle necked. Unavoidable due to volume of rain.

Rainfall Duration : 9.00 h Rainfall Amount : 5.00 in

Discharge Destination : Ground - Yes

Immediate Corrective Action : Rain flows subsided.

DNR Follow-up Action : Response letter provided 10/19/2022.

Overall, the overflows at your municipality were a result of flooding and heavy rains. The Department determined that the following conditions from s. NR. 210.21(1) Wis. Adm. Code did exist: (b), (c) & (d).

No action is required by the Department at this time. If you have any questions or comments, please contact me at Jacob.Wedesky@wisconsin.gov. I appreciate your cooperation in protecting our natural resources.

Sanitary Sewer Overflow (SSO) Detail Report

Report Data Criteria : Facility : MAYVILLE WASTEWATER TREATMENT FACILITY, Dates : 1/1/2015 - 8/10/2023

CITY OF MAYVILLE

0024643-10-1 Dodge County South Central Region

SSO Time Period :	04/01/2023 06:30 AM to 04/01/2023 10:00 AM
SSO Volume (Gallons) :	600
Event Location	400 Kekoskee Street
Causes :	Rain, Snow melt, Flooding
Explanation of Cause :	Overflow occurred at identified choke point. Facilities planning is in progress focusing on this identified point.
Rainfall Duration :	79.75 h Rainfall Amount : 1.32 in
Discharge Destination :	Ground - Yes
Immediate Corrective Action :	Operator raked secondary bar screen to clear blockage as well as barricaded area.
DNR Follow-up Action :	NON issued 5/1/2023 (with NOC) uploaded to permit docs Response to NON recieved 5/3/2023. CMOM provided, public notice copy provided, schedule for upgrades provided.

CITY OF MAYVILLE Summary :

Total # of SSO Events : 7

Total SSO Volume (Gallons) : 3,584,096

Approx SSO Average Volume (Gallons) : 512,014

Report Total

Total # of SSO Events : 7

Total SSO Volume (Gallons) : 3,584,096

Approx SSO Average Volume (Gallons) : 512,014

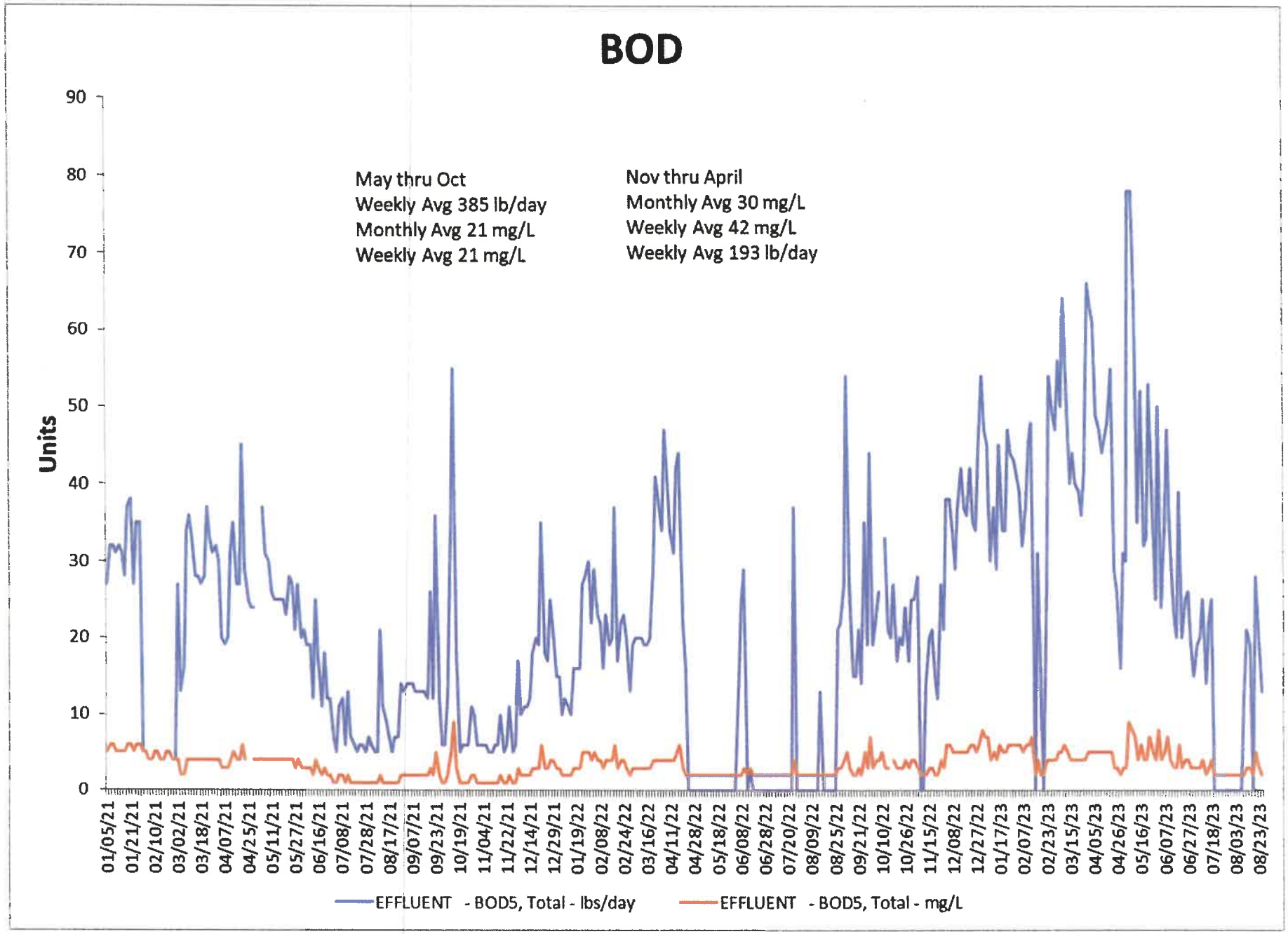
BOD
May thru Oct
Weekly Avg 385 lb/day
Monthly Avg 21 mg/L
Weekly Avg 21 mg/L
Nov thru April
Monthly Avg 30 mg/L
Weekly Avg 42 mg/L
Weekly Avg 193 lb/day
Units
90
80
70
60
50
40
30
20
10
0
01/05/21
01/21/21
02/10/21
03/02/21
03/18/21
04/07/21
04/25/21
05/11/21
05/27/21
06/16/21
07/08/21
07/28/21
08/17/21
09/07/21
09/23/21
10/19/21
11/04/21
11/22/21
12/14/21
12/29/21
01/19/22
02/08/22
02/24/22
03/16/22
04/11/22
04/28/22
05/18/22
06/08/22
06/28/22
07/20/22
08/09/22
08/25/22
09/21/22
10/10/22
10/26/22
11/15/22
12/08/22
12/27/22
01/17/23
02/07/23
02/23/23
03/15/23
04/05/23
04/26/23
05/16/23
06/07/23
06/27/23
07/18/23
08/03/23
08/23/23
EFFLUENT - BOD5, Total - lbs/day
EFFLUENT - BOD5, Total - mg/L

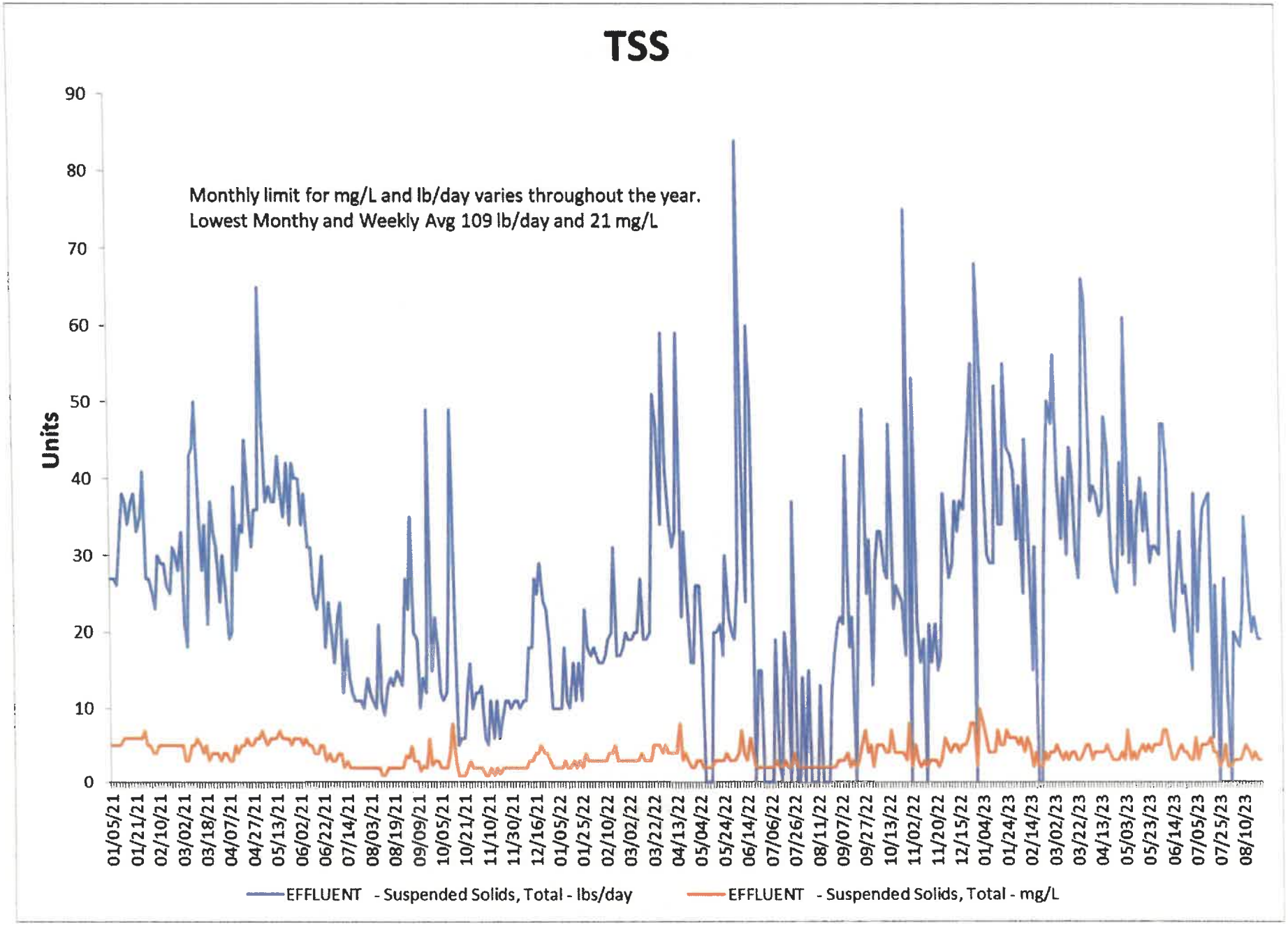
TSS
Monthly limit for mg/L and lb/day varies throughout the year.
Lowest Monthy and Weekly Avg 109 lb/day and 21 mg/L
Units
90
80
70
60
50
40
30
20
10
0
01/05/21
01/21/21
02/10/21
03/02/21
03/18/21
04/07/21
04/27/21
05/13/21
06/02/21
06/22/21
07/14/21
08/03/21
08/19/21
09/09/21
10/05/21
10/21/21
11/10/21
11/30/21
12/16/21
01/05/22
01/25/22
02/10/22
03/02/22
03/22/22
04/13/22
05/04/22
05/24/22
06/14/22
07/06/22
07/26/22
08/11/22
09/07/22
09/27/22
10/13/22
11/02/22
11/20/22
12/15/22
01/04/23
01/24/23
02/14/23
03/02/23
03/22/23
04/13/23
05/03/23
05/23/23
06/14/23
07/05/23
07/25/23
08/10/23
EFFLUENT - Suspended Solids, Total - lbs/day
EFFLUENT - Suspended Solids, Total - mg/L

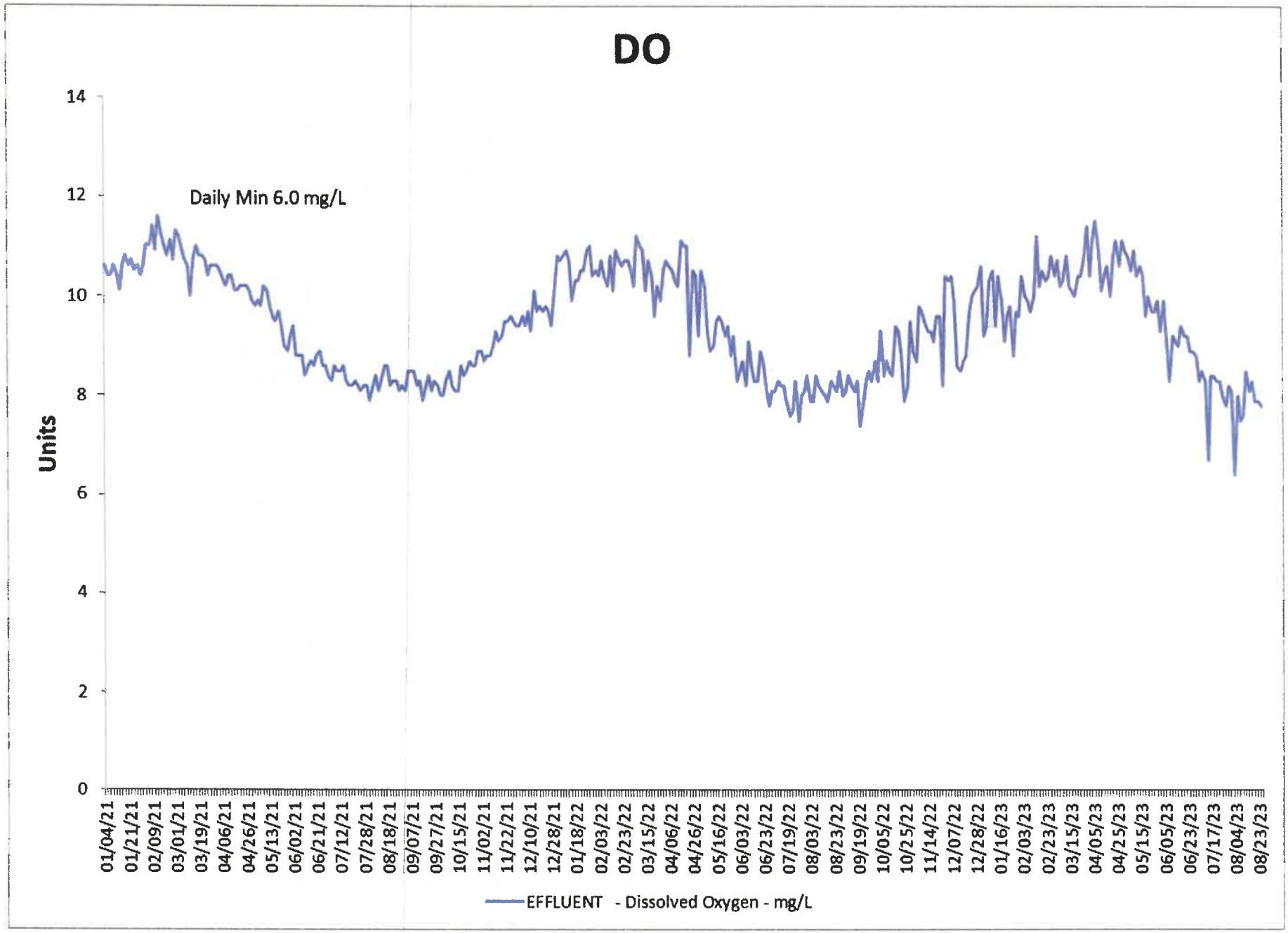
DO
Daily Min 6.0 mg/L
Units
14
12
10
8
6
4
2
0
01/04/21
01/21/21
02/09/21
03/01/21
03/19/21
04/06/21
04/26/21
05/13/21
06/02/21
06/21/21
07/12/21
07/28/21
08/18/21
09/07/21
09/27/21
10/15/21
11/02/21
11/22/21
12/10/21
12/28/21
01/18/22
02/03/22
02/23/22
03/15/22
04/06/22
04/26/22
05/16/22
06/03/22
06/23/22
07/19/22
08/03/22
08/23/22
09/19/22
10/05/22
10/25/22
11/14/22
12/07/22
12/28/22
01/16/23
02/03/23
02/23/23
03/15/23
04/05/23
04/25/23
05/15/23
06/05/23
06/23/23
07/17/23
08/04/23
08/23/23
EFFLUENT - Dissolved Oxygen - mg/L

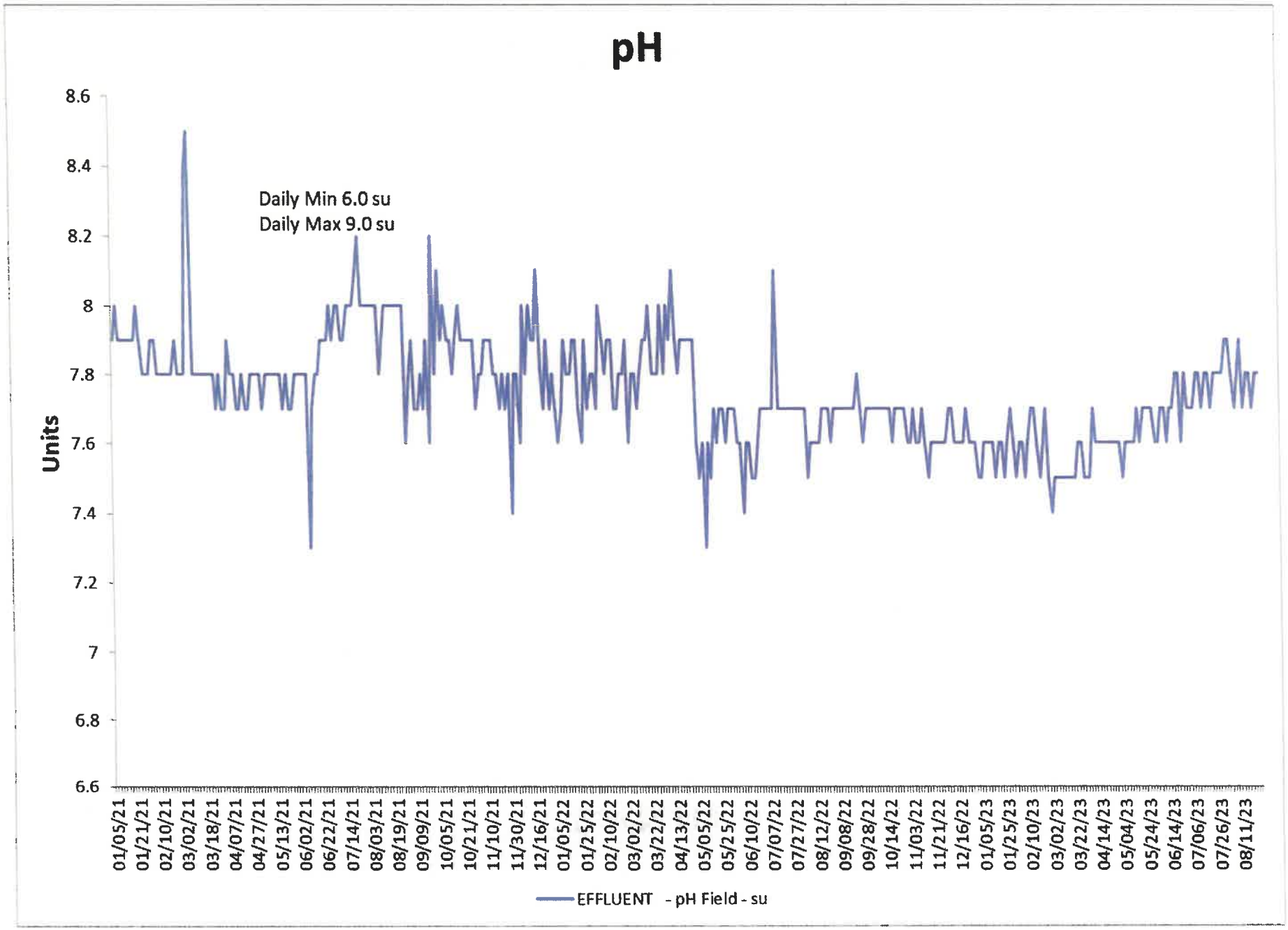
pH
Daily Min 6.0 su
Daily Max 9.0 su
Units
8.6
8.4
8.2
8
7.8
7.6
7.4
7.2
7
6.8
6.6
01/05/21
01/21/21
02/10/21
03/02/21
03/18/21
04/07/21
04/27/21
05/13/21
06/02/21
06/22/21
07/14/21
08/03/21
08/19/21
09/09/21
10/05/21
10/21/21
11/10/21
11/30/21
12/16/21
01/05/22
01/25/22
02/10/22
03/02/22
03/22/22
04/13/22
05/05/22
05/25/22
06/10/22
07/07/22
07/27/22
08/12/22
09/08/22
09/28/22
10/14/22
11/03/22
11/21/22
12/16/22
01/05/23
01/25/23
02/10/23
03/02/23
03/22/23
04/14/23
05/04/23
05/24/23
06/14/23
07/06/23
07/26/23
08/11/23
EFFLUENT - pH Field - su

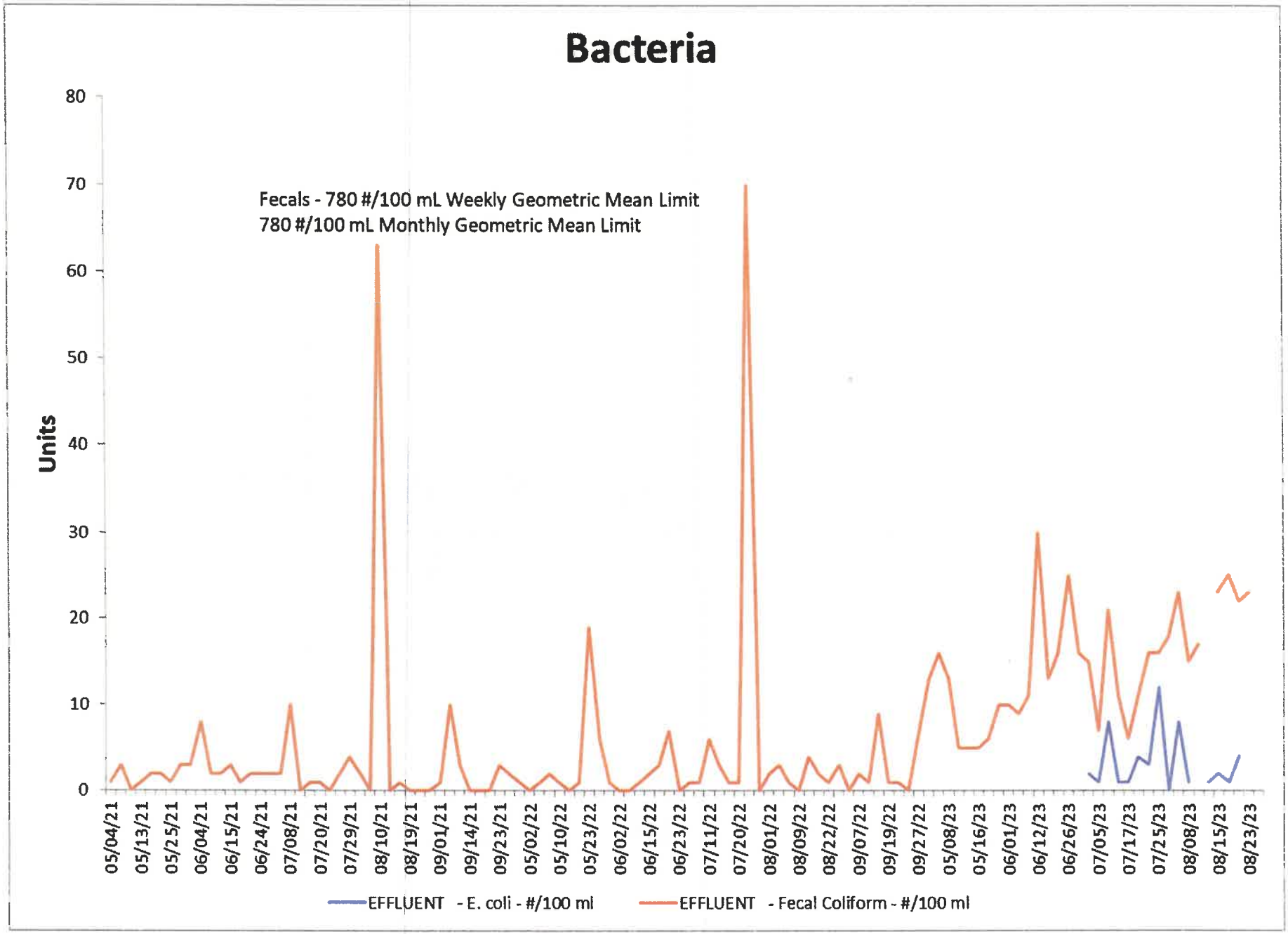
Bacteria
Fecals - 780 #/100 mL Weekly Geometric Mean Limit
780 #/100 mL Monthly Geometric Mean Limit
Units
80
70
60
50
40
30
20
10
0
05/04/21
05/13/21
05/25/21
06/04/21
06/15/21
06/24/21
07/08/21
07/20/21
07/29/21
08/10/21
08/19/21
09/01/21
09/14/21
09/23/21
05/02/22
05/10/22
05/23/22
06/02/22
06/15/22
06/23/22
07/11/22
07/20/22
08/01/22
08/09/22
08/22/22
09/07/22
09/19/22
09/27/22
05/08/23
05/16/23
06/01/23
06/12/23
06/26/23
07/05/23
07/17/23
07/25/23
08/08/23
08/15/23
08/23/23
EFFLUENT - E. coli - #/100 ml
EFFLUENT - Fecal Coliform - #/100 ml

Nitrogen-Ammonia

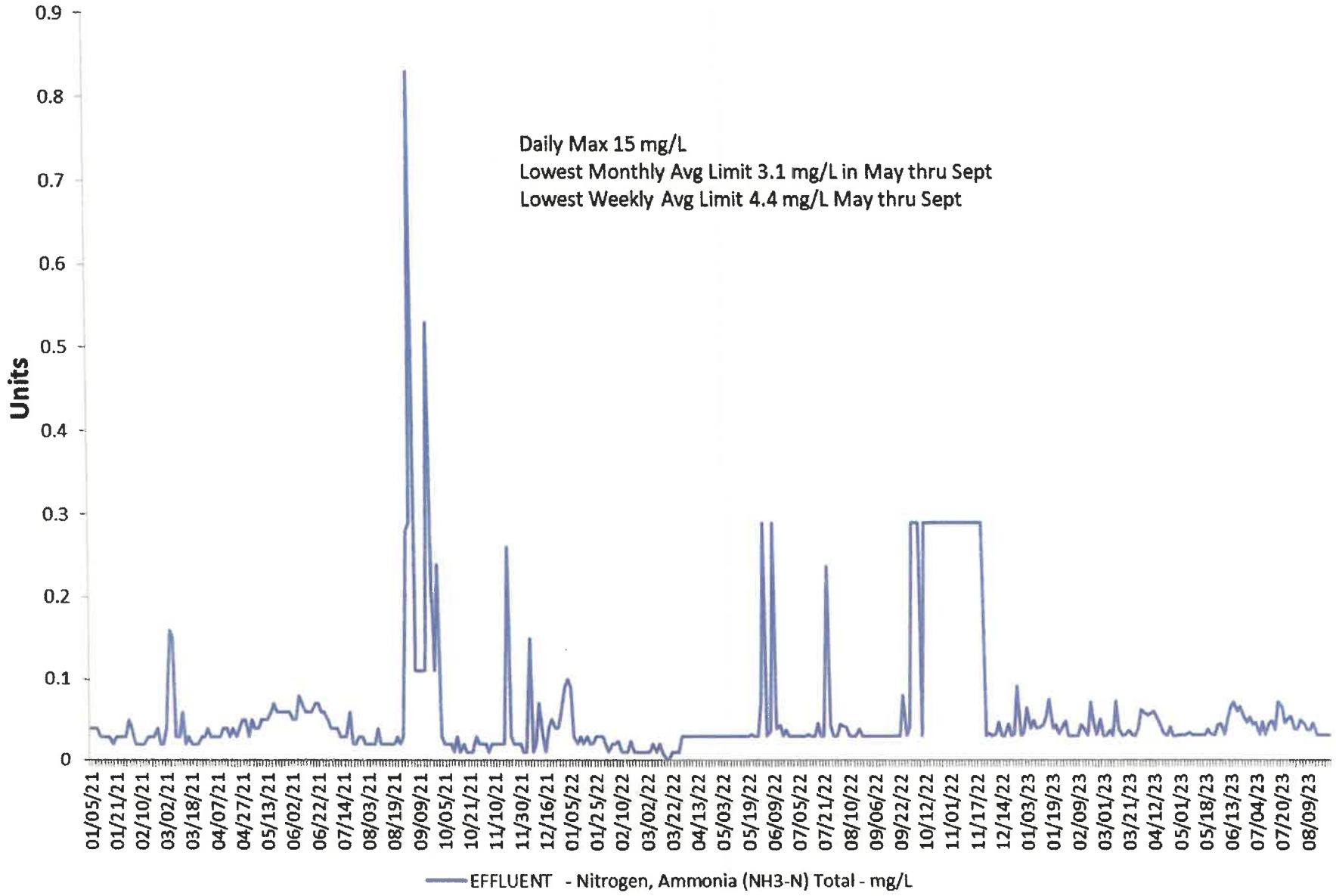

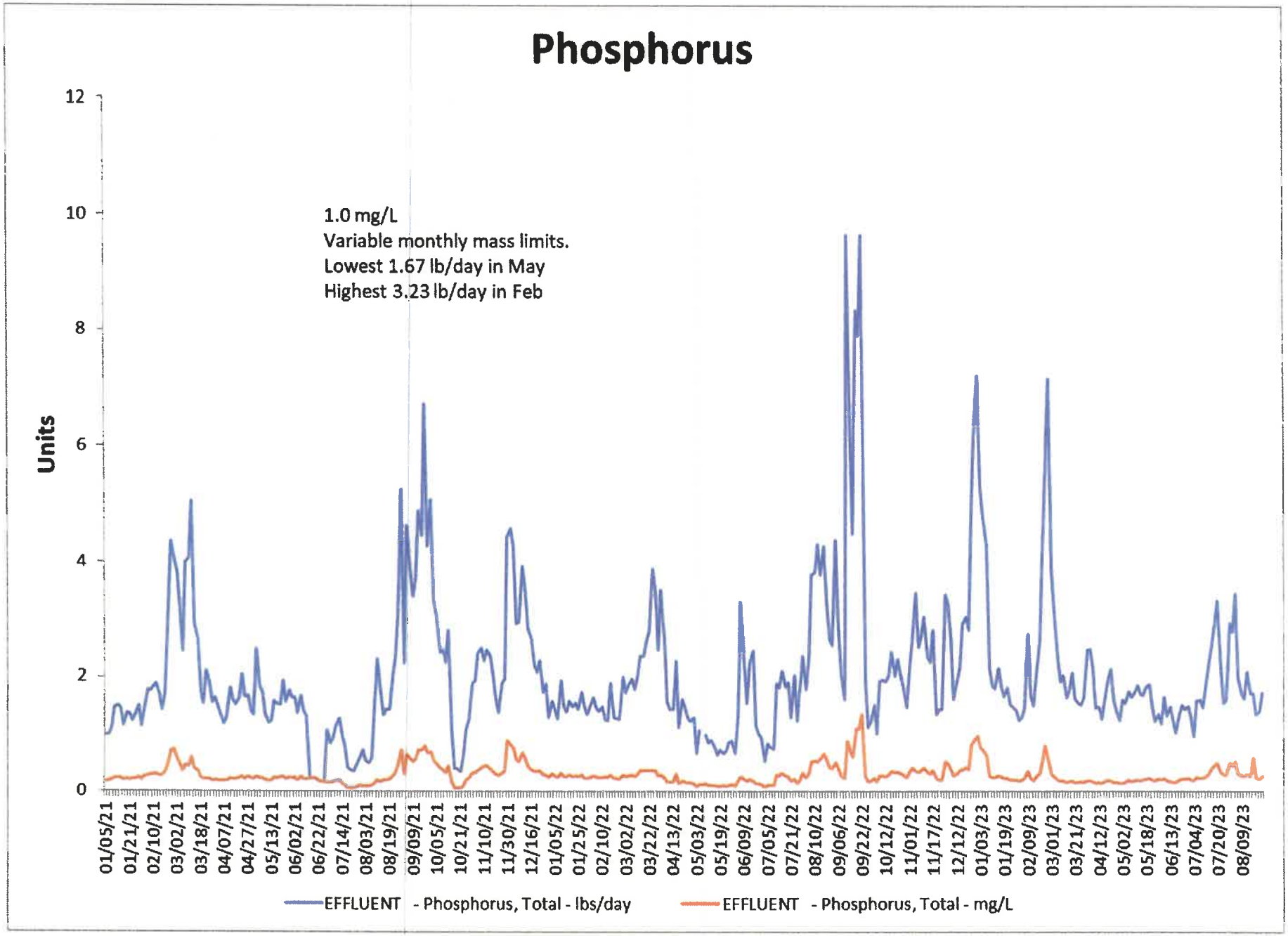
Phosphorus
Units
12
10
8
6
4
2
0
1.0 mg/L
Variable monthly mass limits.
Lowest 1.67 lb/day in May
Highest 3.23 lb/day in Feb
01/05/21
01/21/21
02/10/21
03/02/21
03/18/21
04/07/21
04/27/21
05/13/21
06/02/21
06/22/21
07/14/21
08/03/21
08/19/21
09/09/21
10/05/21
10/21/21
11/10/21
11/30/21
12/16/21
01/05/22
01/25/22
02/10/22
03/02/22
03/22/22
04/13/22
05/03/22
05/19/22
06/09/22
07/05/22
07/21/22
08/10/22
09/06/22
09/22/22
10/12/22
11/01/22
11/17/22
12/12/22
01/03/23
01/19/23
02/09/23
03/01/23
03/21/23
04/12/23
05/02/23
05/18/23
06/13/23
07/04/23
07/20/23
08/09/23
EFFLUENT - Phosphorus, Total - lbs/day
EFFLUENT - Phosphorus, Total - mg/L

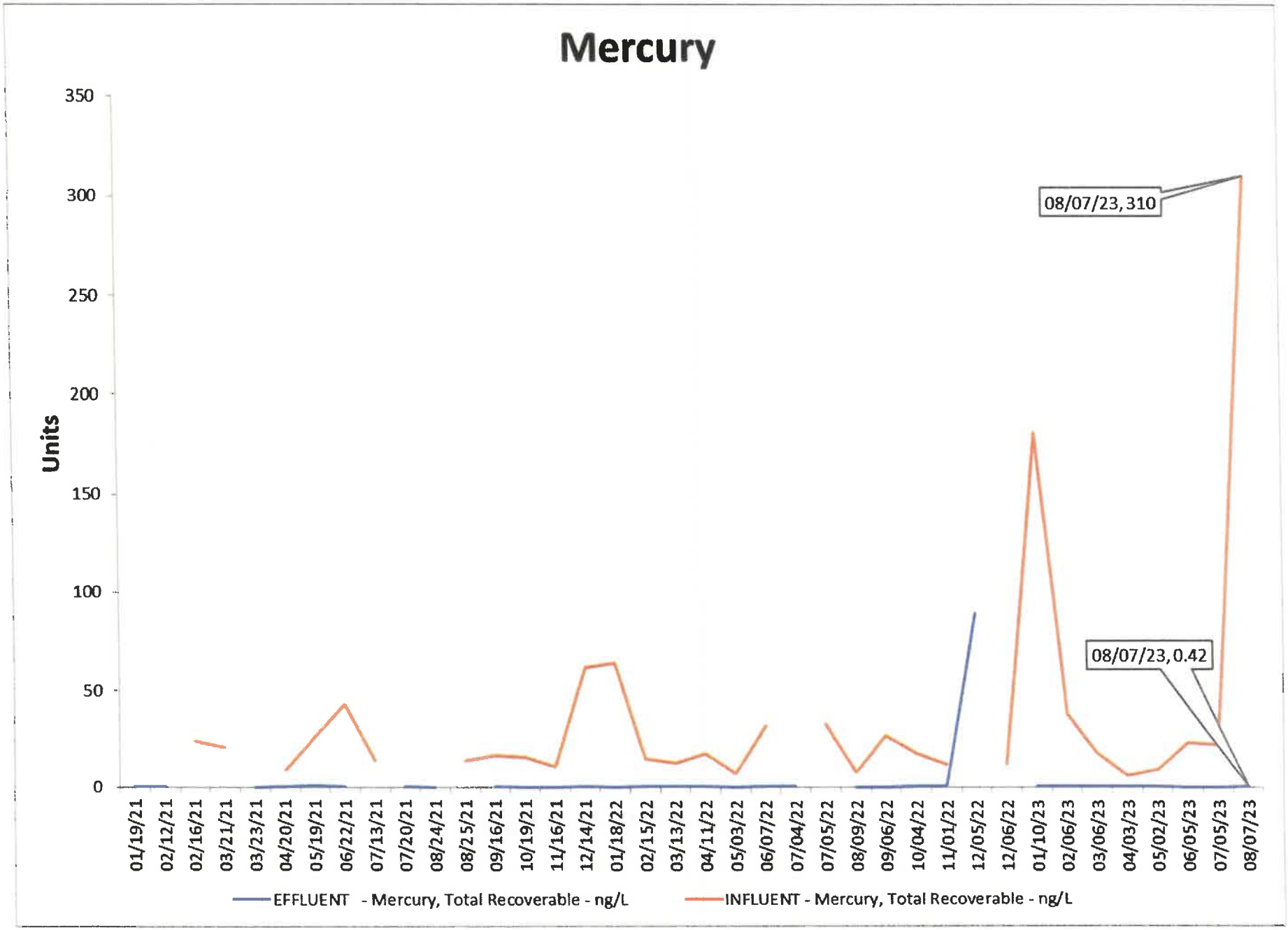
Mercury
Units
350
300
250
200
150
100
50
0
08/07/23, 310
08/07/23, 0.42
01/19/21
02/12/21
02/16/21
03/21/21
03/23/21
04/20/21
05/19/21
06/22/21
07/13/21
07/20/21
08/24/21
08/25/21
09/16/21
10/19/21
11/16/21
12/14/21
01/18/22
02/15/22
03/13/22
04/11/22
05/03/22
06/07/22
07/04/22
07/05/22
08/09/22
09/06/22
10/04/22
11/01/22
12/05/22
12/06/22
01/10/23
02/06/23
03/06/23
04/03/23
05/02/23
06/05/23
07/05/23
08/07/23
EFFLUENT - Mercury, Total Recoverable - ng/L
INFLUENT - Mercury, Total Recoverable - ng/L

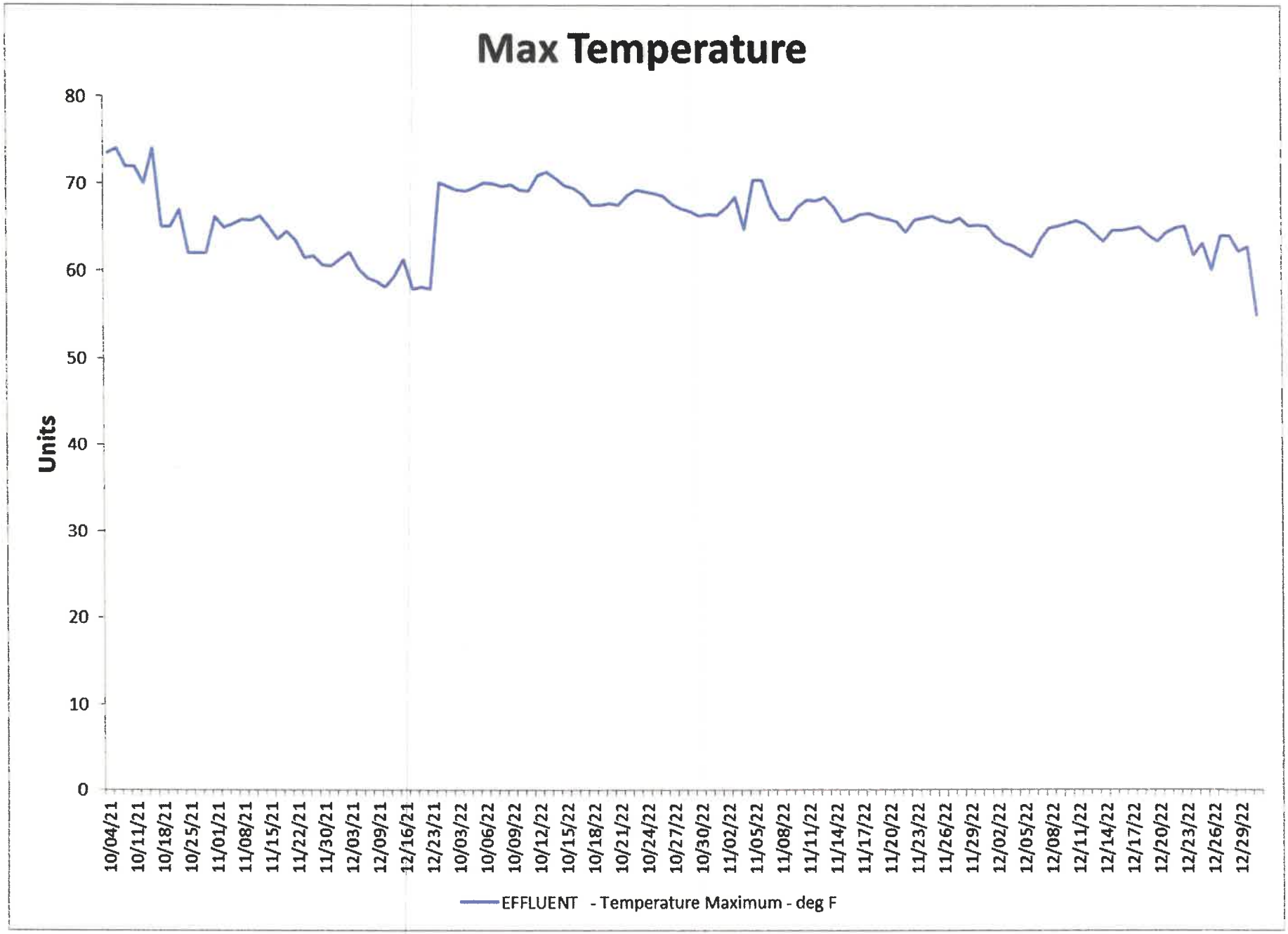
Max Temperature
Units
80
70
60
50
40
30
20
10
0
10/04/21
10/11/21
10/18/21
10/25/21
11/01/21
11/08/21
11/15/21
11/22/21
11/30/21
12/03/21
12/09/21
12/16/21
12/23/21
10/03/22
10/06/22
10/09/22
10/12/22
10/15/22
10/18/22
10/21/22
10/24/22
10/27/22
10/30/22
11/02/22
11/05/22
11/08/22
11/11/22
11/14/22
11/17/22
11/20/22
11/23/22
11/26/22
11/29/22
12/02/22
12/05/22
12/08/22
12/11/22
12/14/22
12/17/22
12/20/22
12/23/22
12/26/22
12/29/22
EFFLUENT - Temperature Maximum - deg F

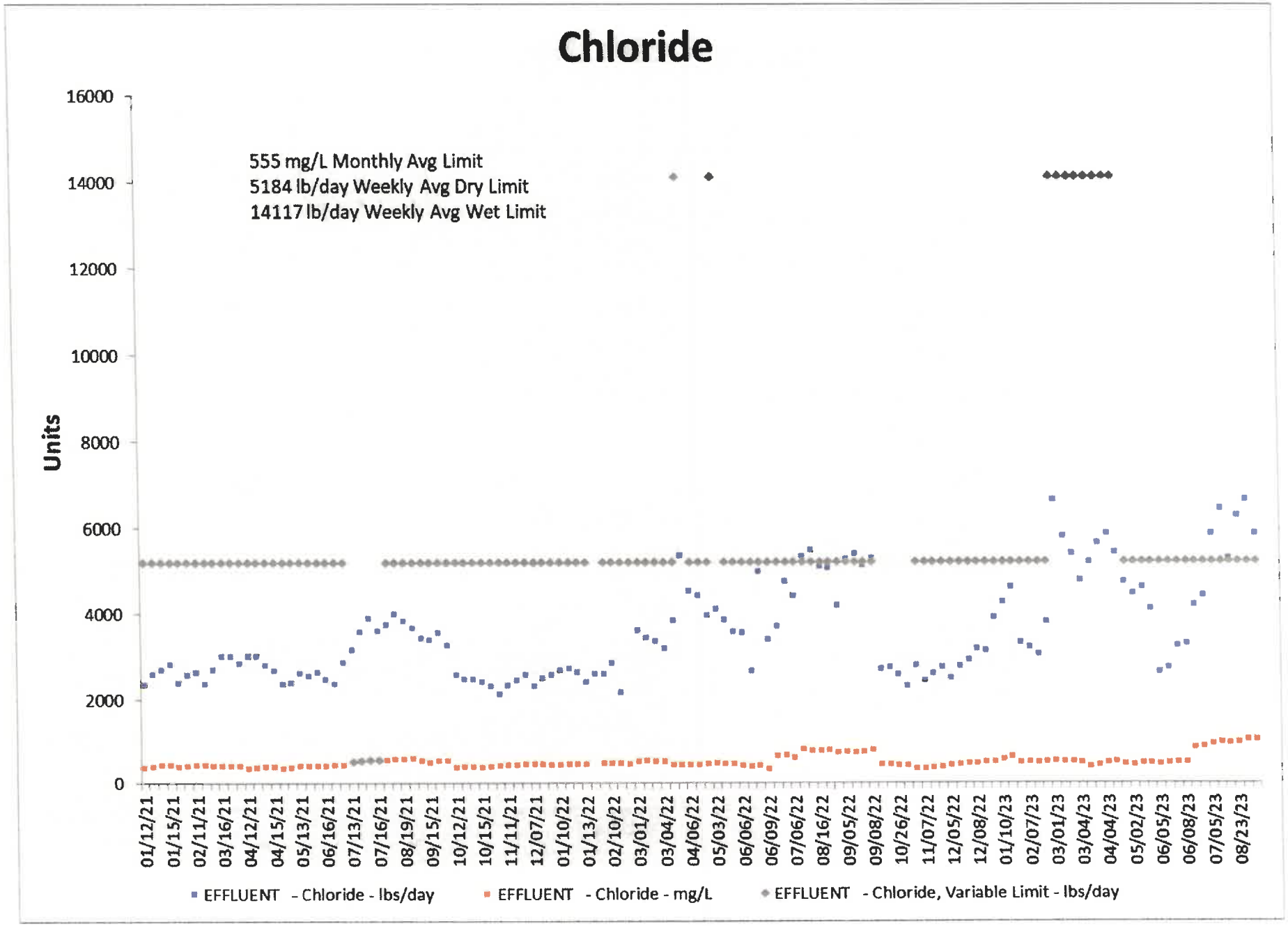
Chloride
555 mg/L Monthly Avg Limit
5184 lb/day Weekly Avg Dry Limit
14117 lb/day Weekly Avg Wet Limit
Units
16000
14000
12000
10000
8000
6000
4000
2000
0
01/12/21
01/15/21
02/11/21
03/16/21
04/12/21
04/15/21
05/13/21
06/16/21
07/13/21
07/16/21
08/19/21
09/15/21
10/12/21
10/15/21
11/11/21
12/07/21
01/10/22
01/13/22
02/10/22
03/01/22
03/04/22
04/06/22
05/03/22
06/06/22
06/09/22
07/06/22
08/16/22
09/05/22
09/08/22
10/26/22
11/07/22
12/05/22
12/08/22
01/10/23
02/07/23
03/01/23
03/04/23
04/04/23
05/02/23
06/05/23
06/08/23
07/05/23
08/23/23
EFFLUENT - Chloride - lbs/day
EFFLUENT - Chloride - mg/L
EFFLUENT - Chloride, Variable Limit - lbs/day

Surface Water Data Viewer Map

Legend

- ▲ Surface Water Outfalls
- — Railroads

Notes

0.1 0 0.03 0.1 Miles

NAD_1983_HARN_Wisconsin_TM

1: 1,980

DISCLAIMER: The information shown on these maps has been obtained from various sources, and are of varying age, reliability and resolution. These maps are not intended to be used for navigation, nor are these maps an authoritative source of information about legal land ownership or public access. No warranty, expressed or implied, is made regarding accuracy, applicability for a particular use, completeness, or legality of the information depicted on this map. For more information, see the DNR Legal Notices web page: http://dnr.wi.gov/legal/

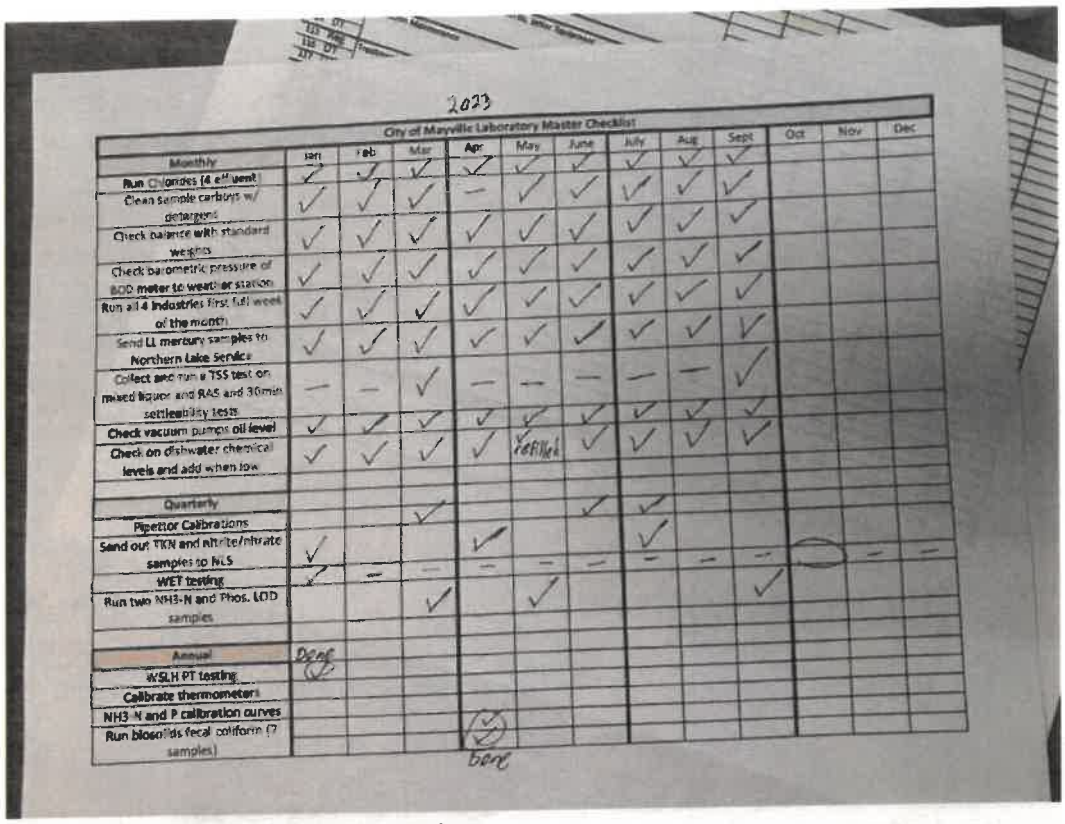

2023

City of Mayville Laboratory Master Checklist

Monthly	Jan	Feb	Mar	Apr	May	June	July	Aug	Sept	Oct	Nov	Dec
Run Chlorides (4 effluent)	✓	✓	✓	✓	✓	✓	✓	✓	✓			
Clean sample carboys w/ detergent	✓	✓	✓	—	✓	✓	✓	✓	✓			
Check balance with standard weights	✓	✓	✓	✓	✓	✓	✓	✓	✓			
Check barometric pressure of BOD meter to weather station	✓	✓	✓	✓	✓	✓	✓	✓	✓			
Run all 4 industries first full week of the month	✓	✓	✓	✓	✓	✓	✓	✓	✓			
Send LL mercury samples to Northern Lake Service	✓	✓	✓	✓	✓	✓	✓	✓	✓			
Collect and run a TSS test on mixed liquor and RAS and 30min settleability tests	—	—	✓	—	—	—	—	—	✓			
Check vacuum pumps oil level	✓	✓	✓	✓	✓	✓	✓	✓	✓			
Check on dishwater chemical levels and add when low	✓	✓	✓	✓	refilled	✓	✓	✓	✓			
Quarterly												
Pipettor Calibrations			✓			✓	✓					
Send out TKN and nitrite/nitrate samples to NLS	✓			✓			✓					
WET testing	✓	—	—	—	—	—	—	—	—		—	—
Run two NH3-N and Phos. LOD samples			✓		✓				✓			
Annual	Done											
WSLH PT testing	✓											
Calibrate thermometers												
NH3-N and P calibration curves												
Run biosolids fecal coliform (7 samples)				✓ done								

Photo 1: Preventative Maintenance Log

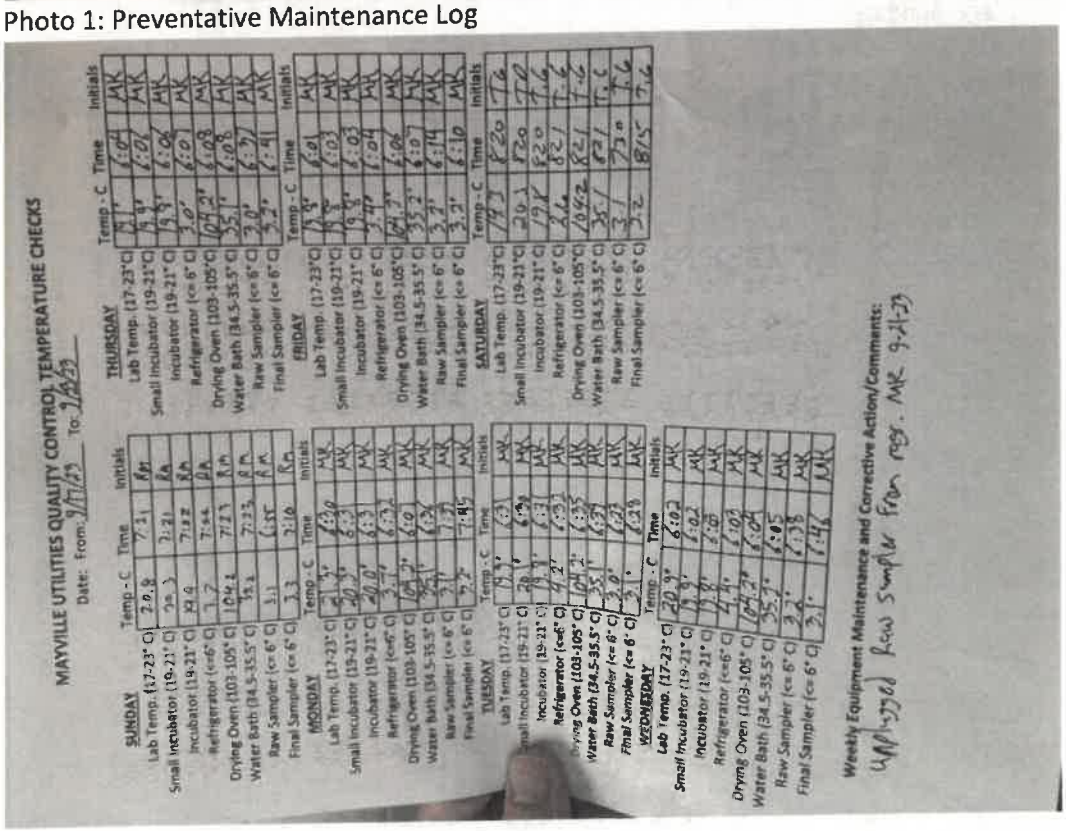

MAYVILLE UTILITIES QUALITY CONTROL TEMPERATURE CHECKS

Date: From: 9/17/23 To: 9/23/23

SUNDAY	Temp - C	Time	Initials
Lab Temp. (17-23° C)	20.8	7:21	RM
Small Incubator (19-21° C)	20.3	7:21	RM
Incubator (19-21° C)	20.4	7:22	RM
Refrigerator (<=6° C)	3.7	7:44	RM
Drying Oven (103-105° C)	104.2	7:23	RM
Water Bath (34.5-35.5° C)	35.1	7:23	RM
Raw Sampler (<= 6° C)	3.1	6:55	RM
Final Sampler (<= 6° C)	3.3	7:10	RM

MONDAY	Temp - C	Time	Initials
Lab Temp. (17-23° C)	21.2°	6:30	MK
Small Incubator (19-21° C)	20.2°	6:3	MK
Incubator (19-21° C)	20.0°	6:5	MK
Refrigerator (<=6° C)	3.1°	6:5	MK
Drying Oven (103-105° C)	104.2°	6:10	MK
Water Bath (34.5-35.5° C)	35.1°	6:2	MK
Raw Sampler (<= 6° C)	3.1°	6:2	MK
Final Sampler (<= 6° C)	2.2°	7:45	MK

TUESDAY	Temp - C	Time	Initials
Lab Temp. (17-23° C)	19.4°	6:3	MK
Small Incubator (19-21° C)	20.1°	6:48	MK
Incubator (19-21° C)	19.3°	6:3	MK
Refrigerator (<=6° C)	4.2°	6:52	MK
Drying Oven (103-105° C)	104.2°	6:35	MK
Water Bath (34.5-35.5° C)	35.1°	6:2	MK
Raw Sampler (<= 6° C)	3.0°	6:3	MK
Final Sampler (<= 6° C)	3.1°	6:28	MK

WEDNESDAY	Temp - C	Time	Initials
Lab Temp. (17-23° C)	20.9°	6:02	MK
Small Incubator (19-21° C)	19.9°	6:02	MK
Incubator (19-21° C)	19.8°	6:00	MK
Refrigerator (<=6° C)	2.1°	6:03	MK
Drying Oven (103-105° C)	104.2°	6:04	MK
Water Bath (34.5-35.5° C)	35.2°	6:04	MK
Raw Sampler (<= 6° C)	3.2°	6:05	MK
Final Sampler (<= 6° C)	3.1°	6:48	MK

THURSDAY	Temp - C	Time	Initials
Lab Temp. (17-23° C)	21°	6:04	MK
Small Incubator (19-21° C)	19.9°	6:01	MK
Incubator (19-21° C)	19.5°	6:04	MK
Refrigerator (<= 6° C)	3.0°	6:01	MK
Drying Oven (103-105° C)	104.2°	6:08	MK
Water Bath (34.5-35.5° C)	35.1°	6:08	MK
Raw Sampler (<= 6° C)	3.0°	6:37	MK
Final Sampler (<= 6° C)	3.2°	6:41	MK

FRIDAY	Temp - C	Time	Initials
Lab Temp. (17-23° C)	19.9°	6:01	MK
Small Incubator (19-21° C)	19.8°	6:03	MK
Incubator (19-21° C)	19.9°	6:03	MK
Refrigerator (<= 6° C)	3.4°	6:04	MK
Drying Oven (103-105° C)	104.3°	6:06	MK
Water Bath (34.5-35.5° C)	35.2°	6:10	MK
Raw Sampler (<= 6° C)	3.2°	6:14	MK
Final Sampler (<= 6° C)	3.2°	6:10	MK

SATURDAY	Temp - C	Time	Initials
Lab Temp. (17-23° C)	19.3	8:20	TG
Small Incubator (19-21° C)	20.1	8:20	TG
Incubator (19-21° C)	19.8	8:20	TG
Refrigerator (<= 6° C)	2.6	8:21	TG
Drying Oven (103-105° C)	104.2	8:21	TG
Water Bath (34.5-35.5° C)	35.1	8:21	TG
Raw Sampler (<= 6° C)	3.1	7:30	TG
Final Sampler (<= 6° C)	3.2	8:15	TG

Weekly Equipment Maintenance and Corrective Action/Comments:

MAR 9-21-23 Raw Sampler from repair. MK 9-21-23

Photo 2: Sample Log

Photo 3: Sludge Storage Building



Photo 4: Aeration Basin

Photo 5: Aeration Basin

Photo 6: Phosphorus Chemical Storage Room

Photo 7: Secondary Screening Structure

Photo 8: Secondary Screening, Phos Chemical Addition

Photo 8: Clarifier

Photo 9: Clarifier Effluent Weirs



Photo 10: Submerged UV Bulbs

Photo 11: Aeration Steps Prior to Discharge

Photo 12: Outfall



Photo 13: Outfall